

**Fund Overview****Investment Objective**

AmIncome (the "Fund") aims to provide you with a regular stream of monthly income\* by investing in money market and other fixed income instruments.

**The Fund is suitable for investors:**

- seeking invest their cash portion of their investment portfolio;
- seeking to preserve their capital\*\*;
- seeking to invest their excess cash for short-term\*\*\*;
- seeking a stream of potential monthly income\*; and
- with short or medium-term\*\*\*\* investment goals.

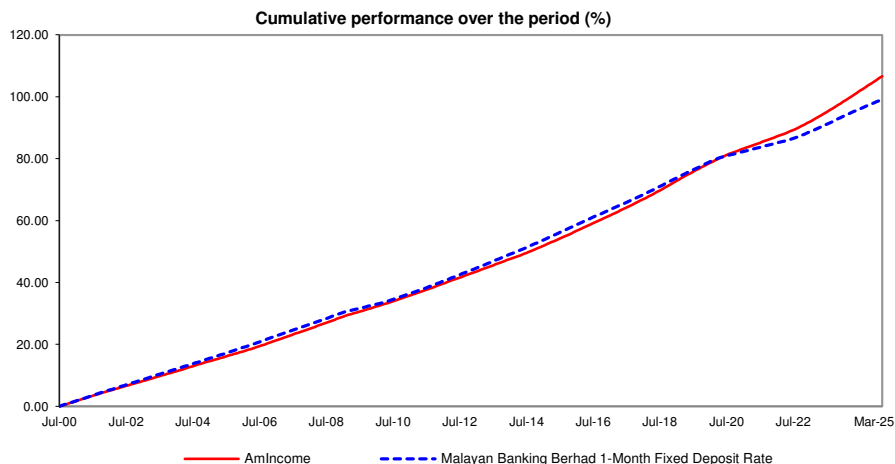
Notes: \*The income could be in the form of units or cash.

\*\*Capital preservation does not mean that the capital is guaranteed or protected.

\*\*\*Short-term refers to a period of one (1) year or less.

\*\*\*\*Short to medium-term refers to an investment horizon of one (1) to three (3) years.

Any material change to the investment objective of the Fund would require Unit Holders' approval.

**Fund Performance (as at 31 March 2025)**

Past performance is not necessarily indicative of future performance. Unit prices and investment returns may go down as well as up.  
Source: AmFunds Management Berhad

**Performance Table (as at 31 March 2025)**

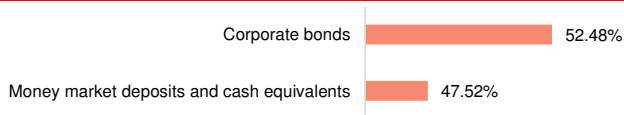
| Cumulative Return (%)    | YTD     | 1 Month | 6 Months | 1 Year          | 3 Years | 5 Years |
|--------------------------|---------|---------|----------|-----------------|---------|---------|
| Fund                     | 0.86    | 0.29    | 1.79     | 3.57            | 10.08   | 15.16   |
| *Benchmark               | 0.55    | 0.18    | 1.13     | 2.33            | 7.20    | 10.59   |
| Annualised Return (%)    | 3 Years | 5 Years | 10 Years | Since Inception |         |         |
| Fund                     | 3.25    | 2.86    | 3.08     | 2.97            |         |         |
| *Benchmark               | 2.34    | 2.03    | 2.53     | -               |         |         |
| Calendar Year Return (%) | 2024    | 2023    | 2022     | 2021            | 2020    |         |
| Fund                     | 3.59    | 3.34    | 2.50     | 2.13            | 2.61    |         |
| *Benchmark               | 2.40    | 2.56    | 1.89     | 1.50            | 1.91    |         |

\*Malaysian Banking Berhad 1-Month Fixed Deposit Rate

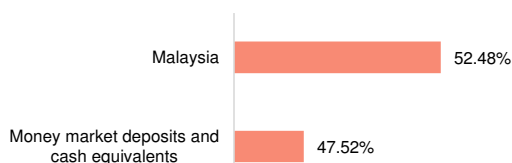
Source Benchmark: \*AmFunds Management Berhad

Source Fund Return : Novagnt Analytics and Advisory Sdn. Bhd.

Past performance is not necessarily indicative of future performance. The performance is calculated based on NAV-to-NAV using Time Weighted Rate of Return ("TWRR") method.

**Asset Allocation (as at 31 March 2025)**

Source: AmFunds Management Berhad

**Country Allocation (as at 31 March 2025)**

Source: AmFunds Management Berhad

**Fund Facts****Fund Category / Type**

Fixed Income / Income

**Base Currency**

MYR

**Investment Manager**

AmFunds Management Berhad

**Launch Date**

20 January 2000

**Initial Offer Price**

MYR 1.00

**Minimum Initial Investment**

MYR 1,000

**Minimum Additional Investment**

MYR 500

**Annual Management Fee**

Up to 0.75% p.a. of the NAV of the Fund

**Annual Trustee Fee**

Up to 0.05% p.a. of the NAV of the Fund

**Entry Charge**

Nil

**Exit Fee**

Nil

**Redemption Payment Period**

The first MYR 100 million will be on the following Business Day upon receipt of redemption request. Any amount above the first MYR 100 million will be no later than three (3) Business Days after the receipt of redemption request.

Note: We may for any reason at any time, where applicable, extend the aforesaid payment period of the net redemption proceeds to a day no later than seven (7) Business Days from the date the redemption request is received by the Manager. A second redemption request submitted will only be processed once the first redemption request has been fulfilled.

**Income Distribution**

Subject to the availability of income, distribution will be made on a monthly basis.

**\*Data as at 31 March 2025**

**NAV Per Unit\*** MYR 1.0000

**Fund Size\*** MYR 10,783.77 million

**Unit in Circulation\*** 10,703.18 million

Source: AmFunds Management Berhad

The above fees and charges may be subject to any applicable taxes and/or duties (imposed by the Government of Malaysia which are payable by the unit holder(s) and/or the Fund (as the case may be) at the prevailing rate.

**Top 5 Holdings (as at 31 March 2025)**

|  |       |
|--|-------|
| AMBank MTN 3653D 08.3.2032                         | 2.75% |
| MAYBANK IMTN 4.130% PERPETUAL                      | 2.74% |
| GENTING CAP MTN 4.86% 08.6.2027 - Issue No. 2      | 2.26% |
| HLBB Perpetual Green Capital Securities 4.45% (T3) | 1.95% |
| YTL POWER IMTN 4.450% 30.03.2026                   | 1.25% |

Source: AmFunds Management Berhad

## Disclaimer

Based on the Fund's portfolio returns as at 31 March 2025, the Volatility Factor ("VF") for this Fund is 0.1 and is classified as "Very Low" (Source: Lipper). "Very Low" includes funds with VF that are lower 4.990 (Source: Lipper). The VF means there is a possibility for the Fund in generating an upside return or downside return around this VF. The Volatility Class ("VC") is assigned by Lipper based on quintile ranks of VF for qualified funds. VF is subject to monthly revision and VC will be revised every six months. The Fund's portfolio may have changed since this date and there is no guarantee that the Fund will continue to have the same VF or VC in the future. Presently, only funds launched in the market for at least 36 months will display the VF and its VC.

This advertisement material is prepared for information purposes only and may not be published, circulated, reproduced or distributed in whole or part, whether directly or indirectly, to any person without the prior written consent of AmFunds Management Berhad [198601005272 (154432-A)] ("AmInvest"). This advertisement material should not be construed as an offer or solicitation for the purchase or sale of any units in AmInvest's unit trust fund(s). Investors shall be solely responsible for using and relying on any contents in this advertisement material. AmInvest and its employees shall not be held liable to the investors for any damage, direct, indirect or consequential losses (including loss of profit), claims, actions, demands, liabilities suffered by the investors or proceedings and judgments brought or established against the investors, and costs, charges and expenses incurred by the investors or for any investment decision that the investors have made as a result of relying on the content or information in this advertisement material. Investors are advised to read and understand the contents of the Master Prospectus dated 10 September 2017, including any supplementary made thereof from time to time ("Prospectus(es)") and its Product Highlights Sheet ("PHS"), obtainable at [www.aminvest.com](http://www.aminvest.com), before making an investment decision. The Prospectus(es) and PHS have been registered with the Securities Commission Malaysia, who takes no responsibility for its contents. The Securities Commission Malaysia has not reviewed this advertisement material. Investors may wish to seek advice from a professional advisor before making an investment. The Fund's units will only be issued upon receipt of the complete application form accompanying the Prospectus(es). Past performance of the Fund is not an indication of its future performance. The Fund's unit prices and income distribution payable, if any, may rise or fall. Where a unit split/distribution is declared, investors are advised that following the issue of additional units/distribution, the Net Asset Value ("NAV") per unit will be reduced from pre-unit split NAV/cum-distribution NAV to post-unit split NAV/ex-distribution NAV. Please be advised that where a unit split is declared, the value of investor's investment in Malaysian Ringgit will remain unchanged after the distribution of the additional units. Investments in the Fund are exposed to credit and default risk, cancellation of units risk, income distribution risk, liquidity risk, interest rate risk and counterparty credit risk. Please refer to the Prospectus(es) for detailed information on the specific risks of the fund(s). Investors are advised to consider these risks and other general risk elaborated, as well as the fees, charges and expenses involved. This advertisement material may be translated into languages other than English. In the event of any dispute or ambiguity arising out of such translated versions of this advertisement material, the English version shall prevail. AmInvest's Privacy Notice can be accessed via [aminvest.com](http://aminvest.com). Note: Unless stated otherwise, all fees, charges and/or expenses disclosed in this material are exclusive by way of example and not limitation; goods and services tax, value added tax, consumption tax, levies, duties and other taxes as may be imposed by the Government of Malaysia from time to time (collectively known as "Taxes"). If these fees, charges and/or expenses are subject to any Taxes, such Taxes shall be borne and payable by the Unit Holders and/or the Fund (as the case may be) at the prevailing rate, including any increase or decrease to the rate, in addition to the fees, charges and/or expenses stated herein. Privacy Notice: AmFunds Management Berhad [Company Registration: 198601005272 (154432-A)] issued its Privacy Notice as required by Personal Data Protection Act 2010, which details the use and processing of your personal information by AmFunds Management Berhad. The Privacy Notice can be accessed via [www.aminvest.com](http://www.aminvest.com) and is also available at our head office. If you have any queries in relation to the Privacy Notice of AmFunds Management Berhad, please feel free to contact our Customer Service Representative at Tel: +603 2032 2888 OR e-mail: [enquiries@aminvest.com](mailto:enquiries@aminvest.com).

