



AmPRS-Asia Pacific REITs Class I

Fund Overview

Investment Objective

AmPRS – Asia Pacific REITs (the "Fund") aims to provide income* and to a lesser extent capital appreciation over the medium to long term by primarily investing in real estate investment trusts (REITs).

The Fund is suitable for Members seeking:

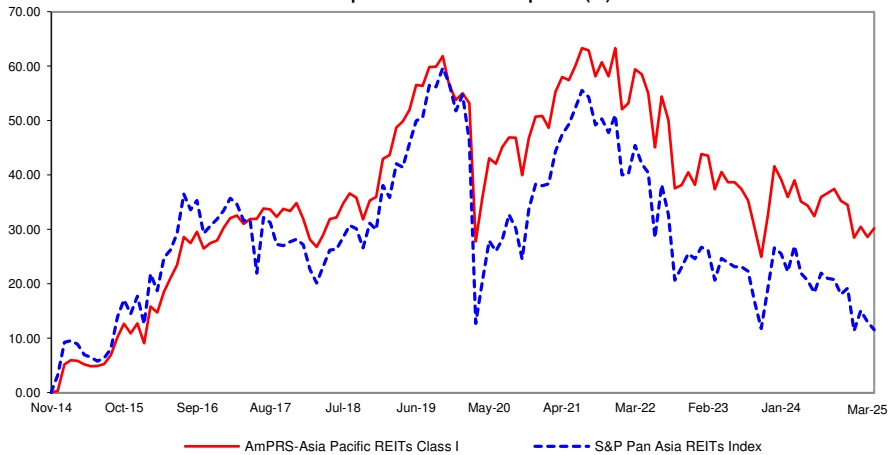
- an investment exposure through a diversified portfolio of REITs in Asia Pacific region; and
- income* and to a lesser extent capital appreciation over the medium to long term

Notes: *Income distribution (if any) will be reinvested in the form of units.

Any material change to the investment objective of the Fund would require Unit Holders' approval.

Fund Performance (as at 31 March 2025)

Cumulative performance over the period (%)



Past performance is not necessarily indicative of future performance. Unit prices and investment returns may go down as well as up.
Source: AmFunds Management Berhad

Performance Table (as at 31 March 2025)

Cumulative Return (%)	YTD	1 Month	6 Months	1 Year	3 Years	5 Years
Fund	1.30	1.23	-5.26	-6.35	-18.34	1.89
*Benchmark	0.19	-1.29	-7.63	-12.14	-23.30	-1.05
Annualised Return (%)	3 Years	5 Years	10 Years	Since Inception		
Fund	-6.53	0.37	2.09	2.59		
*Benchmark	-8.45	-0.21	0.24	8.62		
Calendar Year Return (%)	2024	2023	2022	2021	2020	
Fund	-9.26	2.51	-15.41	8.37	-1.99	
*Benchmark	-12.07	1.61	-17.48	9.18	-8.86	

*S&P Pan Asia REITs Index

Source Benchmark: *AmFunds Management Berhad

Source Fund Return : Novagnt Analytics and Advisory Sdn. Bhd.

Past performance is not necessarily indicative of future performance. The performance is calculated based on NAV-to-NAV using Time Weighted Rate of Return ("TWRR") method.

Fund Facts

Fund Category / Type

Real estate (REITs) / Income and Growth

Base Currency

MYR

Investment Manager

AmFunds Management Berhad

Launch Date

19 November 2014

Initial Offer Price

MYR 0.5000

Minimum Initial Contribution

Lump sum: MYR 500

Regular saving plan: MYR 100

Minimum Additional Contribution

Lump sum: MYR 100

Regular saving plan: MYR 100

Annual Management Fee

Up to 1.25% p.a. of the NAV attributable to this Class of units of the Fund.

Annual Scheme Trustee Fee

Up to 0.04% p.a. of the NAV of the Fund (excluding foreign sub-custodian fee).

PPA Administrative Fee

0.04% p.a. of the NAV of the Fund, payable to the PPA

Sales Charge

Nil

Redemption Charge

Nil

Redemption Payment Period

Within seven (7) Business Days after the PRS Provider received a complete withdrawal request from a Member.

Income Distribution

Subject to availability of income, distribution (if any) is paid at least once a year and will be reinvested.

*Data as at 31 March 2025

NAV Per Unit* MYR 0.5527

Fund Size* MYR 11.88 million

Unit in Circulation* 21.49 million

1- Year NAV High* MYR 0.5941 (17 Sep 2024)

1- Year NAV Low* MYR 0.5432 (28 Jan 2025)

Source: AmFunds Management Berhad

The above fees and charges may be subject to any applicable taxes and/or duties (imposed by the Government of Malaysia which are payable by the unit holder(s) and/or the Fund (as the case may be) at the prevailing rate.


Income Distribution History

Year	Total Net Payout per unit (Sen)	Yield (%)
2025	N/A	N/A
2024	N/A	N/A
2023	N/A	N/A
2022	1.00	1.42
2021	5.50	8.02

Source: AmFunds Management Berhad

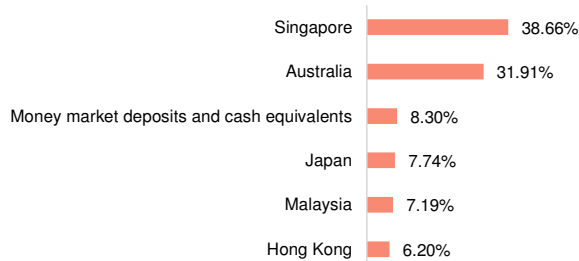
Historical income distribution is not indicative of future income distribution payout. The income could be in the form of units or cash. Unit prices and income distribution, if any, may rise or fall. Where an income distribution is declared, investors are advised that following the distribution the net asset value per unit will be reduced from cum-distribution NAV to ex-distribution NAV.

Sector Allocation (as at 31 March 2025)



Source: AmFunds Management Berhad

Country Allocation (as at 31 March 2025)



Source: AmFunds Management Berhad

Top 5 Holdings (as at 31 March 2025)

Goodman Group	7.27%
Link Real Estate Investment Trust	6.20%
Fraser's Centrepoint Trust	4.75%
Keppel REIT	4.70%
CapitaLand Integrated Commercial Trust	4.59%

Source: AmFunds Management Berhad

PRS Provider's Commentary (as at 31 March 2025)

The Asian REITs markets, including Australia, and Japan, continued to register negative return in March, except Singapore on the back of a drop in Singapore Overnight Rate Average (SORA). The recent "Liberation Day" trade tariffs and the uncertain pace of Federal Reserve rate cuts under the Trump administration have introduced additional volatility to the market. Despite these challenges, the Federal Reserve is expected to continue its downward trend in interest rates throughout 2025. Given the prevailing global economic uncertainties, we maintain a selective investment approach within the defensive REITs sector.

Source: AmFunds Management Berhad

Disclaimer

The S&P Pan Asia REITs Index is a product of S&P Dow Jones Indices LLC ("SPDJI"), and has been licensed for use by AmFunds Management Berhad. S&P® is a registered trademark of S&P Global ("S&P"); Dow Jones® is a registered trademark of Dow Jones Trademark Holdings LLC ("Dow Jones"); AmPRS-Asia Pacific REITs is not sponsored, endorsed, sold or promoted by SPDJI, Dow Jones, S&P, their respective affiliates and none of such parties make any representation regarding the advisability of investing in such product(s) nor do they have any liability for any errors, omissions, or interruptions of the S&P Pan Asia REITs Index.

This advertisement material is prepared for information purposes only and may not be published, circulated, reproduced or distributed in whole or part, whether directly or indirectly, to any person without the prior written consent of AmFunds Management Berhad [198601005272 (154432-A)] ("AmInvest"). This advertisement material should not be construed as an offer or solicitation for the purchase or sale of any units in AmInvest's Private Retirement Scheme(s) ("PRS"). Investors shall be solely responsible for using and relying on any contents in this advertisement material. AmInvest and its employees shall not be held liable to the investors for any damage, direct, indirect or consequential losses (including loss of profit), claims, actions, demands, liabilities suffered by the investors or proceedings and judgments brought or established against the investors, and costs, charges and expenses incurred by the investors or for any investment decision that the investors have made as a result of relying on the content or information in this advertisement material. Investors are advised to read and understand the contents of the Third Replacement Disclosure Document dated 2 April 2021, including any supplementary made thereof from time to time ("Disclosure Document(s)") and its Product Highlights Sheet ("PHS"), obtainable at www.aminvest.com, before making an investment decision. The Disclosure Document(s) and PHS have been registered with the Securities Commission Malaysia, who takes no responsibility for its contents. The Securities Commission Malaysia has not reviewed this advertisement material. Investors may wish to seek advice from a professional advisor before making an investment. The Fund's units will only be issued upon receipt of the complete application form accompanying the Disclosure Document(s). Past performance of the Fund is not an indication of its future performance. The Fund's unit prices and income distribution payable, if any, may rise or fall. Where a unit split/distribution is declared, investors are advised that following the issue of additional units/distribution, the Net Asset Value ("NAV") per unit will be reduced from pre-unit split NAV/cum-distribution NAV to post-unit split NAV/ex-distribution NAV. Please be advised that where a unit split is declared, the value of investor's investment in Malaysian Ringgit will remain unchanged after the distribution of the additional units. Investments in the Fund are exposed to risk associated with investments in REITs, concentration risk, distribution risk and currency risk. Please refer to the Disclosure Document(s) for detailed information on the specific risks of the fund(s). Investors are advised to consider these risks and other general risk elaborated, as well as the fees, charges and expenses involved. This advertisement material may be translated into languages other than English. In the event of any dispute or ambiguity arising out of such translated versions of this advertisement material, the English version shall prevail. AmInvest's Privacy Notice can be accessed via aminvest.com. Note: Unless stated otherwise, all fees, charges and/or expenses disclosed in this material are exclusive by way of example and not limitation; goods and services tax, value added tax, consumption tax, levies, duties and other taxes as may be imposed by the Government of Malaysia from time to time (collectively known as "Taxes"). If these fees, charges and/or expenses are subject to any Taxes, such Taxes shall be borne and payable by the Member and/or the Scheme (as the case may be) at the prevailing rate, including any increase or decrease to the rate, in addition to the fees, charges and/or expenses stated herein. Privacy Notice: AmFunds Management Berhad [Company Registration: 198601005272 (154432-A)] issued its Privacy Notice as required by Personal Data Protection Act 2010, which details the use and processing of your personal information by AmFunds Management Berhad. The Privacy Notice can be accessed via www.aminvest.com and is also available at our head office. If you have any queries in relation to the Privacy Notice of AmFunds Management Berhad, please feel free to contact our Customer Service Representative at Tel: +603 2032 2888 OR e-mail: enquiries@aminvest.com.