

## Fund Overview

### Investment Objective

AmPRS – Conservative Fund (the "Fund") aims to preserve\* capital by investing primarily in fixed income securities and money market instruments.

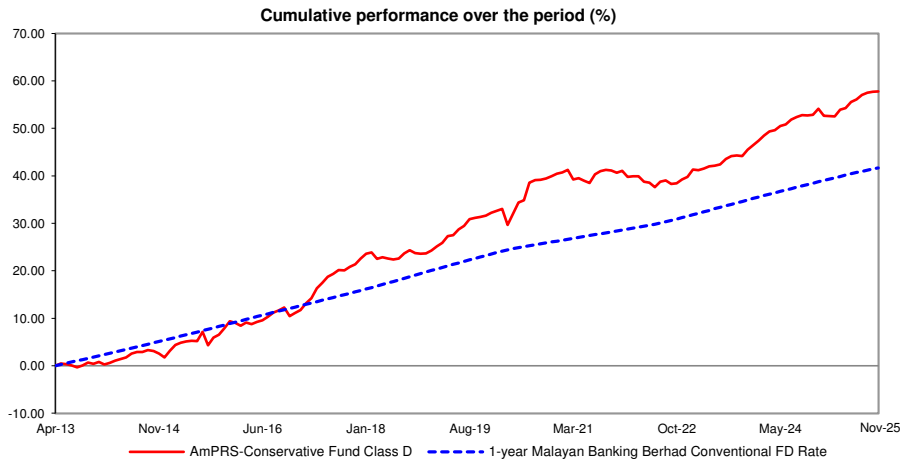
### The Fund is suitable for Members who seek:

- capital growth on their investment
- to preserve\* investment capital
- a long term retirement savings\* plan
- Members aged 55 years and above if they contribute under the default option.

Notes: \*Please note that Members' capital is neither guaranteed nor protected.

Any material changes to the investment objective of the Fund would require Members' approval.

## Fund Performance (as at 30 November 2025)



## Performance Table (as at 30 November 2025)

Cumulative Return (%)	YTD	1 Month	6 Months	1 Year	3 Years	5 Years
Fund	2.39	0.06	2.27	3.21	13.30	12.76
*Benchmark	2.10	0.17	1.08	2.32	7.99	12.38
Annualised Return (%)	3 Years	5 Years	10 Years	Since Inception		
Fund	4.25	2.43	3.87	3.69		
*Benchmark	2.59	2.36	2.69	4.05		
Calendar Year Return (%)	2024	2023	2022	2021	2020	
Fund	5.22	4.77	-0.91	0.46	6.23	
*Benchmark	2.60	2.84	2.27	1.85	2.20	

\*1-year Malaysian Banking Berhad Conventional FD Rate

Source Benchmark: \*AmFunds Management Berhad

Source Fund Return : Novagii Analytics and Advisory Sdn. Bhd.

The returns presented are net of all relevant fees, charges, and costs associated with the private retirement schemes investment. These may include, but are not limited to, management fees, trustee fees, and other applicable charges. Over time, such fees and charges can materially reduce the overall returns on your investment.

It is important to note that the sales charge is deducted upfront and directly reduces the amount of the initial investment that is allocated to the fund, which in turn can have the effect of lowering returns to investors in the long run. These costs may be deducted from your investment amount, from the returns generated, or directly from the Fund's assets, and are reflected in the unit price (NAV per unit). This includes expenses related to the marketing and distribution of the Fund. Additionally, all fees and charges payable to the Manager and the Trustee are subject to applicable taxes and/or duties, which may vary from time to time as imposed by the government.

Given the impact these costs can have on your investment returns, investors are strongly advised to read and understand the contents of the Fund's disclosure documents and consider the cumulative impact of these costs before making any investment decision.

Past performance is not necessarily indicative of future performance and that unit prices and investment returns may go down, as well up.

## Fund Facts

### Fund Category / Type

Core (Conservative) / Growth

### Base Currency

MYR

### Investment Manager

AmFunds Management Berhad

### Launch Date

8 April 2013

### Initial Offer Price

MYR 0.5000

### Minimum Initial Contribution

Lump sum: MYR 500

Regular saving plan: MYR 100

### Minimum Additional Contribution

Lump sum: MYR 100

Regular saving plan: MYR 100

### Annual Management Fee

Up to 1.50% p.a. of the NAV attributable to this Class of units of the Fund.

### Annual Scheme Trustee Fee

Up to 0.04% p.a. of the NAV of the Fund

### PPA Administrative Fee

0.04% p.a. of the NAV of the Fund, payable to the PPA

### Sales Charge

Up to 3.00% of NAV per unit of the Class

### Redemption Charge

Nil

### Redemption Payment Period

Within seven (7) Business Days after the PRS Provider received a complete withdrawal request from a Member.

### Income Distribution

Subject to availability of income, distribution (if any) is incidental.

### \*Data as at 30 November 2025

**NAV Per Unit\*** MYR 0.6227

**Fund Size\*** MYR 7.71 million

**Unit in Circulation\*** 12.39 million

**1- Year NAV High\*** MYR 0.6414 (02 Oct 2025)

**1- Year NAV Low\*** MYR 0.6130 (09 Apr 2025)

Source: AmFunds Management Berhad

The above fees and charges may be subject to any applicable taxes and/or duties (imposed by the Government of Malaysia which are payable by the unit holder(s) and/or the Fund (as the case may be) at the prevailing rate.

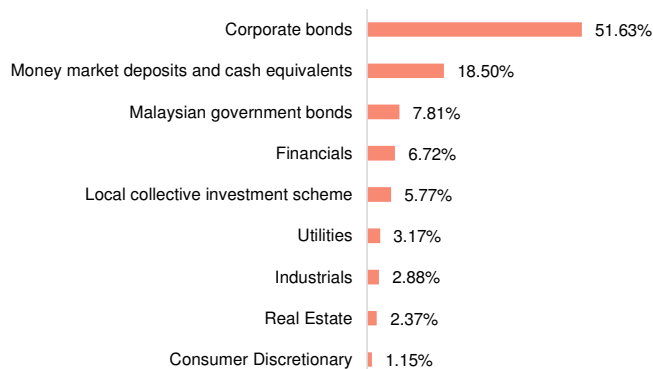
## Income Distribution History

Year	Total Net Payout per unit (Sen)	Yield (%)
2025	1.75	2.75
2024	1.93	3.03
2023	N/A	N/A
2022	1.50	2.48
2021	10.00	14.38

Source: AmFunds Management Berhad

Historical income distribution is not indicative of future income distribution payout. The income could be in the form of units or cash. Unit prices and income distribution, if any, may rise or fall. Where an income distribution is declared, investors are advised that following the distribution the net asset value per unit will be reduced from cum-distribution NAV to ex-distribution NAV.

### Sector Allocation (as at 30 November 2025)



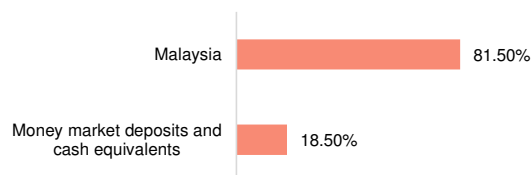
Source: AmFunds Management Berhad

### Top 5 Holdings (as at 30 November 2025)

GIL MURABAHAH 1/2024 4.280% 23.03.2054	7.81%
AmDynamic Sukuk A	5.77%
UDA IMTN 4.980% 09.05.2031 SERIES 002 TRANCHE 002	5.75%
MTT IMTN 5.210% 28.08.2026 - SERIES 1 TRANCHE 2	5.65%
MALAKOFF POW IMTN 4.520% 16.02.2035	5.41%

Source: AmFunds Management Berhad

### Country Allocation (as at 30 November 2025)



Source: AmFunds Management Berhad

### PRS Provider's Commentary (as at 30 November 2025)

As we approach year-end, activity in the Malaysian bond market has slowed, and supply pressures have largely eased with earlier issuances absorbed. Bank Negara Malaysia (BNM) is expected to maintain the Overnight Policy Rate (OPR), providing stability and preventing aggressive yield compression. While the U.S. Federal Reserve has begun cutting rates and global markets are pricing in further easing, Malaysian yields are likely to remain modestly lower or range-bound rather than experience a sharp decline.

Key factors supporting this outlook include:

- Stable monetary policy: BNM's decision to hold OPR limits the downside for domestic yields.
- Reduced supply risk: Government bond issuance concerns have subsided.
- Global uncertainties: Geopolitical risks and potential supply shocks could still inject volatility.

Domestic institutional demand remains a strong anchor for the bond market, while foreign interest should persist given Malaysia's attractive yield differential and currency strength. Malaysia Ringgit, currently at a one year high, is supported by expectations of steady domestic monetary policy rates amid U.S. rate cuts.

Source: AmFunds Management Berhad

### Disclaimer

This advertisement material is prepared for information purposes only and may not be published, circulated, reproduced or distributed in whole or part, whether directly or indirectly, to any person without the prior written consent of AmFunds Management Berhad [198601005272 (154432-A)] ("AmInvest"). This advertisement material should not be construed as an offer or solicitation for the purchase or sale of any units in AmInvest's Private Retirement Scheme(s) ("PRS"). Investors shall be solely responsible for using and relying on any contents in this advertisement material. AmInvest and its employees shall not be held liable to the investors for any damage, direct, indirect or consequential losses (including loss of profit), claims, actions, demands, liabilities suffered by the investors or proceedings and judgments brought or established against the investors, and costs, charges and expenses incurred by the investors or for any investment decision that the investors have made as a result of relying on the content or information in this advertisement material. Investors are advised to read and understand the contents of the Third Replacement Disclosure Document dated 2 April 2021, including any supplementary made thereof from time to time ("Disclosure Document(s)") and its Product Highlights Sheet ("PHS"), obtainable at [www.aminvest.com](http://www.aminvest.com), before making an investment decision. The Disclosure Document(s) and PHS have been registered with the Securities Commission Malaysia, who takes no responsibility for its contents. The Securities Commission Malaysia has not reviewed this advertisement material. Investors may wish to seek advice from a professional advisor before making an investment. The Fund's units will only be issued upon receipt of the complete application form accompanying the Disclosure Document(s). Past performance of the Fund is not an indication of its future performance. The Fund's unit prices and income distribution payable, if any, may rise or fall. Where a unit split/distribution is declared, investors are advised that following the issue of additional units/distribution, the Net Asset Value ("NAV") per unit will be reduced from pre-unit split NAV/cum-distribution NAV to post-unit split NAV/ex-distribution NAV. Please be advised that where a unit split is declared, the value of investor's investment in Malaysian Ringgit will remain unchanged after the distribution of the additional units. Investments in the Fund are exposed to company specific risk, credit and default risk, interest rate risk, risk associated with investments in REITs, liquidity risk, suspension risk, risk associated with the default option, capital distribution and risk associated with investments in equity-related securities. Please refer to the Disclosure Document(s) for detailed information on the specific risks of the fund(s). Investors are advised to consider these risks and other general risk elaborated, as well as the fees, charges and expenses involved. This advertisement material may be translated into languages other than English. In the event of any dispute or ambiguity arising out of such translated versions of this advertisement material, the English version shall prevail. AmInvest's Privacy Notice can be accessed via [aminvest.com](http://aminvest.com). Note: Unless stated otherwise, all fees, charges and/or expenses disclosed in this material are exclusive by way of example and not limitation; goods and services tax, value added tax, consumption tax, levies, duties and other taxes as may be imposed by the Government of Malaysia from time to time (collectively known as "Taxes"). If these fees, charges and/or expenses are subject to any Taxes, such Taxes shall be borne and payable by the Member and/or the Scheme (as the case may be) at the prevailing rate, including any increase or decrease to the rate, in addition to the fees, charges and/or expenses stated herein. Privacy Notice: AmFunds Management Berhad [Company Registration: 198601005272 (154432-A)] issued its Privacy Notice as required by Personal Data Protection Act 2010, which details the use and processing of your personal information by AmFunds Management Berhad. The Privacy Notice can be accessed via [www.aminvest.com](http://www.aminvest.com) and is also available at our head office. If you have any queries in relation to the Privacy Notice of AmFunds Management Berhad, please feel free to contact our Customer Service Representative at Tel: +603 2032 2888 OR e-mail: [enquiries@aminvest.com](mailto:enquiries@aminvest.com).



Group Wealth Management