



Powered by Group Wealth Management

AmFunds Management Berhad
198601005272 (154432-A)

AmPRS

AmPRS – Growth Fund

AmPRS – Moderate Fund

AmPRS – Conservative Fund

RESPONSIBILITY STATEMENT

This Product Highlights Sheet has been reviewed and approved by the directors of AmFunds Management Berhad and they have collectively and individually accepted full responsibility for the accuracy of the information. Having made all reasonable enquiries, they confirm to the best of their knowledge and belief, that there are no false or misleading statements or omission of other facts which would make any statement in the Product Highlights Sheet false or misleading.

STATEMENT OF DISCLAIMER

The Securities Commission Malaysia has approved the AmPRS and authorized the AmPRS – Growth Fund, AmPRS – Moderate Fund and AmPRS – Conservative Fund, and a copy of this Product Highlights Sheet has been lodged with the Securities Commission Malaysia.

The approval and authorization, as well as the lodgement of this Product Highlights Sheet, should not be taken to indicate that the Securities Commission Malaysia recommends the AmPRS or AmPRS – Growth Fund, AmPRS – Moderate Fund and AmPRS – Conservative Fund, or assumes responsibility for the correctness of any statement made or opinion or report expressed in this Product Highlights Sheet.

The Securities Commission Malaysia is not liable for any non-disclosure on the part of AmFunds Management Berhad, the private retirement scheme provider responsible for the AmPRS and AmPRS – Growth Fund, AmPRS – Moderate Fund and AmPRS – Conservative Fund, and takes no responsibility for the contents of this Product Highlights Sheet. The Securities Commission Malaysia makes no representation on the accuracy or completeness of this Product Highlights Sheet, and expressly disclaims any liability whatsoever arising from, or in reliance upon, the whole or any part of its contents.

MEMBERS SHOULD RELY ON THEIR OWN EVALUATION TO ASSESS THE MERITS AND RISKS OF THE INVESTMENT. IN CONSIDERING THE INVESTMENT, MEMBERS WHO ARE IN DOUBT ON THE ACTION TO BE TAKEN SHOULD CONSULT PROFESSIONAL ADVISERS IMMEDIATELY.

PERSONAL DATA

As part of our day to day business, we collect your personal information when you apply to open an account with us, subscribe to any of our products or services or communicate with us. In return, we may use this information to provide you with our products or services, maintain our records or send you relevant information. We may use your personal information which includes information on any transactions conducted with us, for one or more of the following purposes, whether in Malaysia or otherwise:

- Assess your eligibility or suitability for our products which you had applied for and to verify your identity or financial standing through credit reference checks;
- To notify you of more and up to-date information such as improvements and new features to the existing products and services, development of new products, services and promotions which may be of interest to you;
- Manage and maintain your account(s) through regular updates, consolidation and improving the accuracy of our records. In this manner we can respond to your enquiries, complaints and to generally resolve disputes quickly so that we can improve our business and your relationship with us;
- Conduct research for analytical purposes, data mining and analyse your transactions / use of products and services to better understand your current financial / investment position and future needs. We will also produce data, reports and statistics from time to time, however such information will be aggregated so that your identity will remain confidential;
- Comply with the requirements of any law and regulations binding on us such as conducting anti-money laundering checks, crime detection / prevention, prosecution, protection and security;
- Enforcement of our rights to recover any debt owing to us including transferring or assigning our rights, interests and obligations under any of your agreement with us;
- In the normal course of general business planning, oversight functions, strategy formulation and decision making within AmBank Group;
- To administer and develop the PRS Provider's and/or the PRS Provider's associated companies within the AmBank Group business relationship with you;
- Outsourcing of business and back-room operations within AmBank Group and/or other service providers; and
- Any other purpose(s) that is required or permitted by any law, regulations, standards, guidelines and/or relevant regulatory authorities including with the trustee of the Fund.

Members are advised to read our latest or updated Privacy Notice (notice provided as required under the Personal Data Protection Act 2010) available on our website at www.aminvest.com. Our Privacy Notice may be revised from time to time and if there is or are any revision(s), it will be posted on our website and/or other means of communication deemed suitable by us. However any revision(s) will be in compliance with the Personal Data Protection Act 2010.

This Product Highlights Sheet only highlights the key features and risks of AmPRS and the Funds. Investors are advised to request, read and understand the disclosure document which includes any supplementary or replacement disclosure document of the Funds ("Disclosure Documents") before deciding to invest.

What is the AmPRS?

AmPRS (the "Scheme") is the first private retirement scheme brought to you by AmFunds Management Berhad (the "PRS Provider" or "AFM"). It is a private retirement scheme that aims to provide Malaysians and foreigners (excluding US Person), whether employed or self-employed, an opportunity to enhance their retirement savings* by making additional voluntary long term contributions under a well-structured and regulated environment. The AmPRS aims to provide a range of funds suiting individual's retirement needs, goals and risk appetite. It is also a long term retirement savings* plan that enables you to save* money for your retirement.

*Note: * Please note that Members' capital is neither guaranteed nor protected.*

Funds under the Scheme:

Name of Funds	Fund Category
AmPRS – Growth Fund	Core (Growth)
AmPRS – Moderate Fund	Core (Moderate)
AmPRS – Conservative Fund	Core (Conservative)
AmPRS – Islamic Equity Fund	Equity (Islamic)
AmPRS – Islamic Balanced Fund	Balanced (Islamic)
AmPRS – Tactical Bond	Feeder Fund (Bond)
AmPRS – Dynamic Sukuk	Feeder Fund (Sukuk)
AmPRS – Asia Pacific REITs	Real estate (REITs)

Hereinafter, collectively called the "Funds" or the "Core Funds" and individually called the "Fund".

Who is the Funds under Core Funds suitable for?

Name of Funds	AmPRS – Growth Fund	AmPRS – Moderate Fund	AmPRS – Conservative Fund
Member profile	<p>AmPRS – Growth Fund is suitable for Members who seek:</p> <ul style="list-style-type: none"> capital growth on their investment a diversified portfolio of equities with strong emphasis on growth a long-term retirement savings* plan <p>This Fund is also suitable for Members aged below 45 years if they contribute under the default option.</p>	<p>AmPRS – Moderate Fund is suitable for Members who seek:</p> <ul style="list-style-type: none"> capital growth on their investment a balanced portfolio that includes equities and fixed income securities a long-term retirement savings* plan <p>This Fund is also suitable for Members aged below 45 years and above but have not reached 55 years if they contribute under the default option.</p>	<p>AmPRS – Conservative Fund is suitable for Members who seek:</p> <ul style="list-style-type: none"> capital growth on their investment to preserve* investment capital a long-term retirement savings* plan <p>This Fund is also suitable for Members aged 55 years and above if they contribute under the default option.</p>

*Note: * Please note that Members' capital is neither guaranteed nor protected.*

What are the Core Funds under the Scheme?

AmPRS – Growth Fund

Fund Category	Core (Growth)
Fund Type	Growth
Investment Objective	<p>AmPRS – Growth Fund aims to provide long term capital growth by investing primarily in equities, equity-related securities and/or real estate investment trust ("REITs").</p> <p><i>Note: Any material change to the investment objective of the Fund(s) would require Members' approval.</i></p>
Investment Strategy	<p>The AmPRS – Growth Fund may invest its assets into a well-diversified portfolio comprising the following asset classes:</p> <ul style="list-style-type: none"> Equities and/or equity-related securities; Fixed income instruments; Money market instruments; and Deposits. <p>The AmPRS – Growth Fund will invest in securities that are traded and/or listed in the local and foreign Eligible Markets.</p> <p>The Investment Manager may opt to invest in the securities directly or via CIS of AFM or other CIS such as REITs and ETFs.</p> <p>In the event of a severe market condition, the Investment Manager may employ a temporary defensive position and deviate from the investment strategy and asset allocation of the Fund by reducing the Fund's exposure in equities and/or equity-related securities and increasing the Fund's exposure in fixed income</p>

	securities, money market instruments and/or deposits. The AmPRS – Growth Fund may also invest in derivatives for the purpose of hedging (subject to the PRS Guidelines) if it is deemed necessary to do so.
Asset Allocation	<ul style="list-style-type: none"> • A minimum of 70% of the Fund's NAV in equities and/or equity-related securities; and • A maximum of 30% of the Fund's NAV in fixed income securities, money market instruments and/or deposits, where a minimum of 1% of the Fund's NAV will be in deposits.
Base Currency	Ringgit Malaysia (RM)
Performance Benchmark	<ul style="list-style-type: none"> • 20% MSCI AC Asia Pacific ex Japan Index¹ • 30% FTSE Bursa Malaysia Top 100 Index² • 20% MSCI AC World Index • 30% Quantshop Medium* MGS Index <p><i>Note: * Medium means a duration of three (3) years to seven (7) years.</i></p>
Launch Date	8 April 2013
Distribution Policy	<p>Subject to availability of income, distribution (if any) is incidental.</p> <p>At the Investment Manager's discretion, the Fund may distribute from its gain, income and capital. The rationale for distribution out of capital is to allow the Fund the ability to (i) declare distribution when the Fund has insufficient realised gains or realised income to do so or (ii) increase the amount of distributable income to the Members, after taking into consideration the risk of distributing out of capital.</p> <p>Distribution out of the Fund's capital has the effect of lowering the NAV of the Fund, may reduce part of the Members' original investment and may also result in reduced future returns to Members. When a substantial amount of the original investment is being returned to the Members, it has a risk of eroding the capital of the Fund and may, over time, cause the NAV of the Fund to fall. The greater the risk of capital erosion that exists, the greater the likelihood that, due to capital erosion, the value of future returns would also be diminished.</p> <p>Income distribution (if any) will be reinvested in the form of units.</p>

AmPRS – Moderate Fund

Fund Category	Core (Moderate)
Fund Type	Growth
Investment Objective	<p>AmPRS – Moderate Fund aims to provide medium to long term capital growth by investing in equities, fixed income securities and/or REITs.</p> <p><i>Note: Any material change to the investment objective of the Fund(s) would require Members' approval.</i></p>
Investment Strategy	<p>The AmPRS – Moderate Fund may invest its assets into a well-diversified portfolio comprising the following asset classes:</p> <ul style="list-style-type: none"> • Equities and/or equity-related securities; • Fixed income securities; • Money market instruments; and • Deposits. <p>The AmPRS – Moderate Fund will invest in securities that are traded and/or listed in the local and foreign Eligible Markets.</p> <p>The Investment Manager may opt to invest in the securities directly or via CIS of AFM or other CIS such as REITs and ETFs.</p> <p>In the event of a severe market condition, the Investment Manager may employ a temporary defensive position and deviate from the investment strategy and asset allocation of the Fund by reducing the Fund's exposure in equities and/or equity-related securities and increasing the Fund's exposure in fixed income securities, money market instruments and/or deposits.</p> <p>The AmPRS – Moderate Fund may also invest in derivatives for the purpose of hedging (subject to the PRS Guidelines) if it is deemed necessary to do so.</p>
Asset Allocation	<ul style="list-style-type: none"> • 40% to 60% of the Fund's NAV in equities and/or equity-related securities; and • 40% to 60% of the Fund's NAV in fixed income securities, money market instruments and/or deposits, where a minimum of 1% of the Fund's NAV will be in deposits.
Base Currency	Ringgit Malaysia (RM)
Performance Benchmark	<ul style="list-style-type: none"> • 15% MSCI AC Asia Pacific ex Japan Index¹ • 20% FTSE Bursa Malaysia Top 100 Index² • 15% MSCI AC World Index • 50% Quantshop Medium* MGS Index <p><i>Note: *Medium means a duration of three (3) years to seven (7) years.</i></p>
Launch Date	8 April 2013
Distribution Policy	<p>Subject to availability of income, distribution (if any) is incidental.</p> <p>At the Investment Manager's discretion, the Fund may distribute from its gain, income and capital. The rationale for distribution out of capital is to allow the Fund the ability to (i) declare distribution when the Fund has insufficient realised gains or realised income to do so or (ii) increase the amount of distributable income to the Members, after taking into consideration the risk of distributing out of capital.</p> <p>Distribution out of the Fund's capital has the effect of lowering the NAV of the Fund, may reduce part of the Members' original investment and may also result in reduced future returns to Members. When a substantial amount of the original investment is being returned to the Members, it has a risk of eroding the capital of the</p>

	Fund and may, over time, cause the NAV of the Fund to fall. The greater the risk of capital erosion that exists, the greater the likelihood that, due to capital erosion, the value of future returns would also be diminished.
	Note: Income distribution (if any) will be in the form of units.

AmPRS – Conservative Fund

Fund Category	Core (Conservative)
Fund Type	Growth
Investment Objective	AmPRS – Conservative Fund aims to preserve* capital by investing primarily in fixed income securities and money market instruments. <i>Notes: *Please note that Members' capital is neither guaranteed nor protected. Any material change to the investment objective of the Fund(s) would require Members' approval.</i>
Investment Strategy	The AmPRS – Conservative Fund may invest its assets into a well-diversified portfolio comprising the following asset classes: <ul style="list-style-type: none"> • Fixed income securities; • Money market instruments; • Deposits; • Equities and/or equity-related securities; and • REITs Investments in the Fund will be restricted to investments in Malaysia and local currency investments.
Asset Allocation	<ul style="list-style-type: none"> • A minimum of 80% of the Fund's NAV in fixed income securities, deposits and/or money market instruments, where a minimum of 1% of the Fund's NAV in deposits; and • 0% to 20% of the Fund's NAV in equities, equity-related securities and/or REITs.
Base Currency	Ringgit Malaysia (RM)
Performance Benchmark	1-year Malayan Banking Berhad Conventional Fixed Deposit Rate
Launch Date	8 April 2013
Distribution Policy	<p>Subject to availability of income, distribution (if any) is incidental.</p> <p>At the Investment Manager's discretion, the Fund may distribute from its gain, income and capital. The rationale for distribution out of capital is to allow the Fund the ability to (i) declare distribution when the Fund has insufficient realised gains or realised income to do so or (ii) increase the amount of distributable income to the Members, after taking into consideration the risk of distributing out of capital.</p> <p>Distribution out of the Fund's capital has the effect of lowering the NAV of the Fund, may reduce part of the Members' original investment and may also result in reduced future returns to Members. When a substantial amount of the original investment is being returned to the Members, it has a risk of eroding the capital of the Fund and may, over time, cause the NAV of the Fund to fall. The greater the risk of capital erosion that exists, the greater the likelihood that, due to capital erosion, the value of future returns would also be diminished.</p> <p>Note: Income distribution (if any) will be in the form of units.</p>

Who am I investing with?

PRS Provider	: AmFunds Management Berhad ("AFM")
Trustee	: Deutsche Trustees Malaysia Berhad
Trustee's Delegate (Custodian)	: Deutsche Bank (Malaysia) Berhad
Taxation Advisor	: Deloitte Malaysia Tax Services Sdn Bhd (formerly known as Deloitte Tax Services Sdn. Bhd.)
Auditor	: Ernst & Young PLT

All transactions with related parties are to be executed on terms which are best available to the Fund and which are not less favourable to the Fund than an arm's length transaction between independent parties. The Fund may have dealings with parties related to the PRS Provider. The related parties defined are AmIslamic Funds Management Sdn Bhd ("AIFM"), AmInvestment Bank Berhad, AmInvestment Group Berhad, AmBank (M) Berhad and AmBank Islamic Berhad. The directors of AFM may have direct or indirect interest through their directorships in parties related to AFM.

The PRS Provider may conduct cross trades between funds and private mandates it currently manages provided that all criteria imposed by the regulators are met. Notwithstanding, cross trades between the personal account of an employee of the PRS Provider and the Fund's account and between the PRS Provider's proprietary trading accounts and the Fund's account are strictly prohibited. The execution of cross trade will be reported to the investment committee and disclosed in the Fund's report accordingly.

How does the Scheme work?

Contributions to the Fund(s) under the AmPRS can be received by a PRS Provider from an employer (who contributes for its employees) or from any individual who has attained the age of 18 years as of the date of opening of a private pension account with the PPA.

If you do not specify your investment option when making a contribution, we will automatically allocate your contribution into Core Funds under the default option of the Scheme, according to your age. Effective 1 March 2021, the default option of this Scheme consists of the following Core Funds:

Core Fund	Age
AmPRS – Conservative Fund	for Members aged 55 years and above
AmPRS – Moderate Fund	for Members aged 45 years and above but have not reached 55 years
AmPRS – Growth Fund	for Members below 45 years old

Note: The current retirement age is fifty five (55) years old or any another age as may be specified by the Securities Commission Malaysia ("SC").

You may actively select one or more Core Funds or non-Core Funds notwithstanding that the Core Funds do not correspond with your age.

All contributions made by a Member will be maintained in two separate sub-accounts by the PRS Provider as follows:

- Sub-Account A which holds 70% of all contributions made to any Fund under the Scheme which is reflected in units which are not available for pre-retirement withdrawal, except for death of a Member or permanent departure of a Member from Malaysia or withdrawal due to permanent total disablement, serious disease or mental disability; and
- Sub-Account B which holds 30% of all contributions made to any Fund under the Scheme which is reflected in units which are available for pre-retirement withdrawal, subject to payment of tax penalty set by the Inland Revenue Board ("IRB"), which will be deducted by the PRS Provider from the redeemed amount. However, the tax penalty is not applicable for withdrawals due to death of a Member, permanent departure of a Member from Malaysia, permanent total disablement, serious disease, mental disability of a Member, for healthcare purposes or for housing purposes.

However, where an employer makes a contribution on behalf of an employee, the vested units may be maintained in Sub-Account A only.

Cooling-off

If you make a contribution and later decide that the investment does not suit your needs, you may withdraw your money within the cooling-off period. You may exercise cooling-off rights within six (6) Business Days of making the contribution. This is however, only available on your first contribution in any private retirement scheme. The PRS Provider will process and pay the cooling-off proceeds to the Member within seven (7) Business Days after the PPA's authorization is received by the PRS Provider. The cooling-off right is not available for subsequent contributions whether to the Scheme or a private retirement scheme managed by another PRS provider. The cooling-off right is not available to staff of the PRS Provider, persons registered with a body approved by the SC to deal in private retirement schemes and contributions made to the Scheme by employer on behalf of employee.

Transfer of units

For pre-retirement transfer from one or multiple Funds under the Scheme to another PRS providers, it can be requested by a Member once every calendar year provided that such Member has been a Member of the Scheme (whether via Member's contribution or employee's contribution) for at least one year and all accrued benefit to be transferred from a Fund must be transferred to only one (1) other Fund. The PRS Provider must pay the proceeds to the other PRS provider within five (5) Business Days upon receiving a complete transfer form from the PPA. For units issued under or pursuant to Employer-Sponsored Retirement Schemes which are subject to Vesting Schedules, transfer is not permitted until such units are unconditionally vested in a Member.

Switching of funds

Switching is allowed between Funds under the Scheme subject to a fee. However, switching between Class(es) within a Fund and switching between Class(es) between Funds are not allowed. For switches between Funds under the Scheme, you may be charged up to 3.00% of amount switched. For example, you will be charged 2% of switching fee when you switch from a lower sales charge fund (i.e. 1% sales charge) to a higher sales charge fund (i.e. 3% sales charge).

However, you can only switch units in a Fund to another Fund under the Scheme, provided it is under the same sub-account, i.e. Sub-Account A of AmPRS – Growth Fund to Sub-Account A of AmPRS – Moderate Fund. Switching between Class(es) is not allowed. For example, you are not allowed to switch from Class D of AmPRS – Growth Fund to Class I of AmPRS – Growth Fund. You are also not allowed to switch from Class D of AmPRS – Growth Fund to Class I of AmPRS – Moderate Fund.

Note: Switching from a Shariah Compliant fund to any other non-Shariah Compliant fund(s) is discouraged for Muslim Members.

Withdrawals

Request for payment for withdrawals from any of the Funds under the Scheme may be made in the following circumstances:

No.	Circumstances for withdrawal	Sub-Account	Extent of withdrawals	Period for payment to be made
a)	After the day the Member reaches the Retirement Age	A & B	Partial or full	Within seven (7) Business Days after the PRS Provider received a complete withdrawal request from a Member
b)	Pre-retirement withdrawals from Sub-Account B	B	Partial or full	
c)	Permanent departure of a Member from Malaysia	A & B	Full	
d)	Following death of a Member (regardless of whether or not a nomination has been made)	A & B	Partial or full	Within seven (7) Business Days after the PRS Provider received an authorization from the PPA
e)	Withdrawals due to permanent total disablement, serious disease or mental disability of a Member	A & B	Full	Within seven (7) Business Days after the PRS Provider received a complete withdrawal request (either received directly or through a notification from the PPA)
f)	For healthcare purpose	B	Partial or full	Within seven (7) Business Days after the PRS Provider received a complete withdrawal request
g)	For housing purpose	B	Partial or full	

In relation to request for withdrawal, the PRS Provider may receive such request from a Member, a nominee, an executor, trustee or administrator of a Member's estate either directly or through a notification from PPA. The PRS Provider also must obtain prior authorization from PPA before issuing instructions to the Scheme Trustee to cancel units in the case of a withdrawal following the death of a Member. The PRS Provider or PPA, as the case may be, may require the Member to provide evidence of the facts necessary to establish the Member's right to withdraw monies from any Fund under the Scheme.

The pre-retirement withdrawal from Sub-Account B above can be requested by a Member once every calendar year provided that such Member has been a Member of the Scheme (whether via Member's contribution or employer's contribution) for at least one year. Members who have contributed to funds of multiple PRS providers may request for multiple pre-retirement withdrawals in a year provided only one pre-retirement withdrawal request is made to each PRS provider.

A PRS Provider will deduct the applicable tax penalty of eight percent (8%) or such other applicable tax penalty from the withdrawn amount before making payment to the Member. However, for pre-retirement withdrawals due to death of a Member, permanent departure of a Member from Malaysia, permanent total disablement, serious disease, mental disability of a Member, for healthcare purposes, for housing purposes or

upon reaching the Retirement Age, a Member shall be entitled to withdraw full amount accumulated in all Funds under the Scheme held by the Member as accrued benefits without payment of any tax. For units issued under or pursuant to Employer-Sponsored Retirement Schemes which are subject to Vesting Schedules, withdrawal is not permitted until such units are unconditionally vested in a Member.

What are the risks?

General Investment Risks

Market Risk	This is the risk of prices of assets falling in response to general market factors such as economic factors, socio-political environment, regulatory factors and broad investor sentiment.
Inflation Risk	This is the risk that Members' investment in the Fund may not grow or generate income at a rate that keeps pace with inflation.
Investment Manager Risk	This is the risk of the Investment Manager making poor investment decisions which may adversely affect the performance of the Fund.
Country Risk	Investments of the Fund in any countries may be affected by changes in the economic and political climate, restriction on currency repatriation or other developments in the law or regulations of the countries in which the Fund invests in.
Non-Compliance Risk	This is the risk of the PRS Provider, its delegates or the Trustee not complying with their respective internal policies, the deed and its supplemental deed, securities law or guidelines issued by the regulators relevant to each party, which may adversely affect the performance of the Fund.
Capital and Returns Not Guaranteed	Members should take note that there is no guarantee of income distribution and capital appreciation.

Risks Specific to Each Funds

Fund Name	AmPRS – Growth Fund	AmPRS – Moderate Fund	AmPRS – Conservative Fund
Specific Risks			
Company Specific Risk This is the risk of prices of securities falling due to circumstances affecting individual companies.	√	√	√
Credit and Default Risk Credit risk relates to the creditworthiness of the issuers of the debt instruments and its expected ability to make timely payment of profit or interest and/or principal. Default risk relates to issuer of a debt instrument either defaulting in payments or failing to make payments in a timely manner which will in turn adversely affect the value of the Fund.	√	√	√
Interest Rate Risk This is the risk of an increase in interest rates causing the value of fixed income instruments held by the Fund to generally decline.	√	√	√
Risks associated with investment in REITs Investing in REITs involves many of the same risks associated with direct ownership of real estate, including but not limited to possible declines in real estate's value, declines in real estate's ability in generating rental income, increase in interest rates, changes in property taxes and higher operating expenses.	√	√	√
Liquidity Risk Liquidity risk refers to the ease of liquidating an asset depending on the asset's volume traded in the market. If the Fund holds assets that are illiquid, or are difficult to dispose of, the value of the Fund and consequently the value of the Members' investments in the Fund will be negatively affected when it has to sell such assets at unfavourable prices.	√	√	√
Suspension Risk Refers to situation where the PRS Provider suspends dealings of units in a Fund (no redemption or subscription are allowed) under exceptional circumstances as set out in Section 10.5 Temporary Suspension of Determination of NAV, Issue, Switching and Redemption of Units. Suspension of a Fund may potentially result in Members not being able to redeem their units into cash based on their liquidity needs and their investments will continue to be subject to the risk factors inherent in the Fund.	√	√	√
Currency Risk This is the risk associated with investments that are denominated in currencies that are different from the base currency of the Fund. When the currency of foreign investments depreciates against the base currency of the Fund, the NAV of the Fund will be adversely affected when the foreign investments are expressed in the base currency of the Fund. This is in addition to any capital gains or losses from the investment.	√	√	-
Risk associated with the Default Option Upon attaining the age group as stipulated in the PRS Guidelines, the PRS Provider will automatically redeem Members' units in the existing Core Fund and allocate Members' contribution into another Core Fund. At the point of switching, the NAV per unit of the existing Core Fund may be lower than the NAV per unit that the Members initially contributed into. Hence, Members may realize losses upon disposal of units held by the Members.	√	√	√
Capital Distribution Risk The Fund may distribute from its capital. Capital distributions represent a return or withdrawal of part of the amount of the Members' original investment and/or capital gains attributable to the original investment and will result in a reduction in the NAV of the Fund and reduce the	√	√	√

Fund Name	AmPRS – Growth Fund	AmPRS – Moderate Fund	AmPRS – Conservative Fund
Specific Risks			
capital available for future investment and capital growth. Future capital growth may therefore be constrained.			
Risk associated with investments in Equity-Related Securities The Fund may also invest in equity-related securities such as warrants that are capable of being converted into shares. As warrants are linked to the particular equity securities from which they are derived, the warrants inherit the risks linked to that underlying equity security such as market risk, currency risk, industry risk and liquidity risk. For investments in warrants, a movement in the prices of the underlying securities of the warrants will generally result in a larger movement in the prices of the warrants, that is, higher volatility. In the event of a decline in the market, warrants can lose a substantial amount of their values, far more than the underlying securities and vice versa. Warrants also have a limited life and if they are not exercised at the maturity, they will expire and become worthless causing the value of the Fund's investments to fall. Like any other investments, the fall in the value of the Fund's investments will ultimately lower the NAV of the Fund.	√	√	√
Collective Investment Schemes Risk Investing in CIS may be more costly to the Fund than if the Fund had invested in the underlying investments directly as the Fund will indirectly be paying the fees and expenses of the CIS. The Fund's investments in ETFs may subject the Fund to additional risks (such as risks related to the changes in the constituent securities of the index that the ETF is tracking which may result in the rise or fall of the price of the ETF or cessation of the index that the ETF is tracking which may result in the termination of the ETF) than if the Fund would have invested directly in the constituent securities of the index. Any adverse price movements of such ETFs will adversely affect the Fund's NAV.	-	√	-

Note: The abovementioned risks which Members should consider before contributing into the Scheme and Funds under the Scheme should not be considered to be an exhaustive list. Members should be aware that investments in the Fund(s) under the Scheme may be exposed to other unforeseeable risks from time to time. Members are advised to consult their professional adviser or refer to the Disclosure Document for further details on risks.

What are the fees and charges?

There are fees and charges involved and you are advised to consider them before contributing to the Scheme.

What will I be charged by AFM?

Fund Name	AmPRS – Growth Fund	AmPRS – Moderate Fund	AmPRS – Conservative Fund
Sales Charge	Class D: Up to 3.00% of NAV per unit of the Class Class I: There is no sales charge for this Class		
Redemption Charge	Class D and Class I: There will be no redemption charge for the Core Funds under the Scheme.		
Switching Fee (between funds in this Scheme)	Switching is allowed between Funds under the Scheme, you may be charged up to 3.00% of amount switched. However, switching between Class(es) within a Fund and switching between Class(es) between Funds are not allowed.		
Transfer Fee (to another PRS provider)	RM25 per transaction		

What will I be charged by PPA?

Fund Name	AmPRS – Growth Fund	AmPRS – Moderate Fund	AmPRS – Conservative Fund
PPA Account Opening Fee	RM10 (one-off)		
PPA Annual Fee	RM8 per annum. Not payable for the year the account is opened and not payable for the year(s) where no contributions are made.		
PPA Pre-Retirement Withdrawal Fee	RM25 per transaction (subject to changes as may be determined by PPA from time to time).		
PPA Transfer Fee (to another PRS provider)	RM25 per transaction (subject to changes as may be determined by PPA from time to time).		

What are the key ongoing fees charged to the Fund?

Fund Name	AmPRS – Growth Fund	AmPRS – Moderate Fund	AmPRS – Conservative Fund
Annual Management Fee	Class D: Up to 1.50% p.a. of the NAV attributable to this Class of units of the Fund Class I: Up to 1.25% p.a. of the NAV attributable to this Class of units of the Fund		
Annual Trustee Fee	Class D and Class I: Up to 0.04% p.a. of the NAV of the Fund (excluding foreign sub – custodian fee).		Class D and Class I: Up to 0.04% p.a. of the NAV of the Fund
PPA Administrative Fee	Class D and Class I: 0.04% p.a. of the NAV of the Fund, payable to the PPA		

Note: You can also compare the fees and charges of other private retirement schemes by visiting the PPA's website, www.ppa.my. Unless stated otherwise, all fees, charges and/or expenses disclosed in this Product Highlights Sheet are exclusive by way of example and not limitation; goods and services tax, value added tax, consumption tax, levies, duties and other taxes as may be imposed by the Government of Malaysia from time to time (collectively known as "Taxes"). If these fees, charges and/or expenses are subject to any Taxes, such Taxes shall be borne and payable by the Member and/or the Fund(s) under the Scheme (as the case may be) at the prevailing rate, including any increase or decrease to the rate, in addition to the fees, charges and/or expenses stated herein.

There are fees and charges involved and you are advised to consider them before contributing in Funds under the Scheme. Unit prices and distributions, if any, may go down as well as up.

How will I be notified of any increase in fees and charges?

- A written communication will be sent to Members to notify of the higher rate and its effective date; and
- A supplementary or replacement Disclosure Document will be registered and issued

How often are valuations available?

The Fund will be valued on every Business Day. The Fund's NAV per unit will be available on our website, www.aminvest.com and will be published in major newspapers.

What taxes apply?

	Tax Benefits
Individual	Tax relief up to RM3,000 per calendar year on contribution to PRS.
Employer	Tax deduction on contribution to PRS made on behalf of their employees – up to 19% of the employees' remuneration.
Fund Within PRS	Tax exemption on income received by PRS funds.

Withdrawal of any accrued benefits from Sub-Account B is subject to a tax penalty of up to 8%, which will be deducted by the PRS Provider from the withdrawn amount. Withdrawal from the private retirement scheme after reaching the retirement age, death, permanent departure of a Member from Malaysia, permanent total disablement, serious disease, mental disability of a Member, for healthcare purposes or for housing purposes withdrawals will not be subject to any tax.

How can I invest in or exit from this investment?

Name Of Fund	AmPRS – Growth Fund	AmPRS – Moderate Fund	AmPRS – Conservative Fund
Minimum Initial Contribution	For lump sum investment: RM500 per fund For lump sum investment via AmlInvest PRS online platform: RM100 per fund. <i>Note: Maximum initial contribution through AmlInvest PRS online platform is capped at RM20,000.</i> For regular savings plan: RM100 per fund		
Minimum Additional Contribution	For lump sum investment: RM100 per fund For regular savings plan: RM100 per fund		
Minimum Withdrawal	500 units		
Minimum Holding / Balance	200 units		
Submission of Application / Withdrawal Notice	Monday to Friday (except public holiday) <i>Note: For application via AmlInvest PRS online platform, applications can be submitted Monday to Sunday (including public holidays).</i>		
Cut-off Time	<ul style="list-style-type: none"> • If an application with cleared payments and complete documentation is accepted by us or our appointed distributors before 4.00 p.m. on a Business Day, it will be processed at the closing NAV per unit calculated at the end of the same Business Day. • If an application with cleared payments and complete documentation is accepted by us or our appointed distributors after 4.00 p.m. on a Business Day, it will be processed at the closing NAV per unit calculated at the next Business Day. • For Class D units invested via AmlInvest PRS online platform on a Business Day, the application will be processed at the closing NAV per unit calculated at the next Business Day (provided that the application is received with cleared payments and complete documentation before 4.00 p.m.). Notes: <ul style="list-style-type: none"> • <i>Business Day is a day on which Bursa Malaysia is open for trading unless otherwise provided for in the Disclosure Document.</i> • <i>The PRS Provider reserves the right to reject any application that is unclear, incomplete and/or not accompanied by the required documents or proof of payment. Incomplete applications will not be processed until all the necessary information has been received.</i> • <i>You should note that the PRS Provider or different distributors may have different cut off times in respect of receiving application / redemption request. You are advised to contact the PRS Provider or relevant distributors to obtain further information and should check with the PRS Provider or the relevant distributors on their cut off time in respect of receiving application / redemption request.</i> • <i>For application via AmlInvest PRS online platform, in the event of a longer due diligence processing time, your application will be processed at the NAV calculated at the next Business Day after completion of our due diligence, subject to a maximum of ten (10) Business Days from receipt of the application. Where we are unable to complete the due diligence within the stipulated time, we shall contact you for further instructions or return the subscription amount.</i> 		

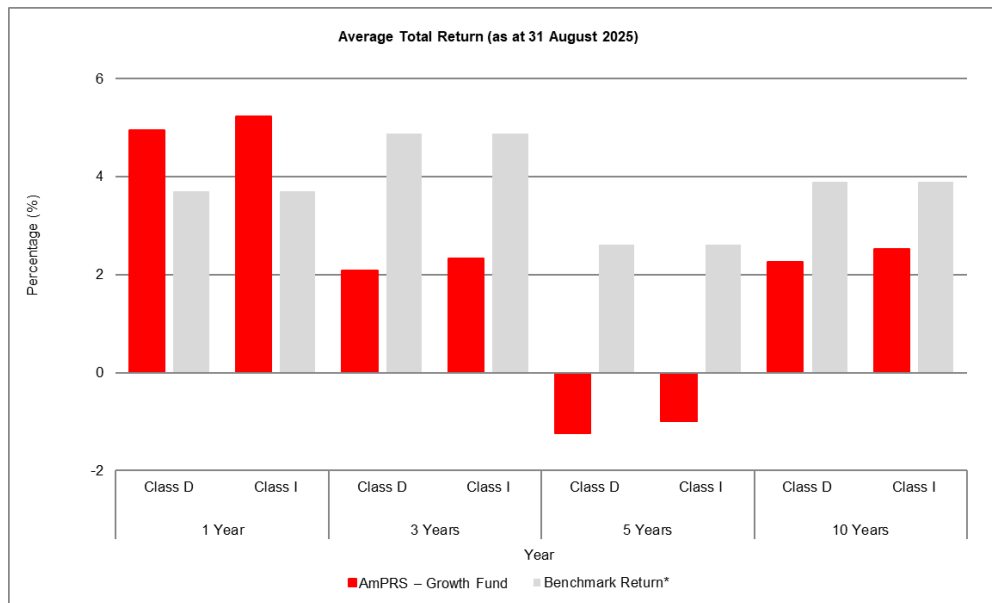
YOU SHOULD NOT MAKE PAYMENT IN CASH TO A PRS CONSULTANT OR ISSUE A CHEQUE IN THE NAME OF A PRS CONSULTANT.

Fund Performance

AmPRS – Growth Fund

Average Total Return (as at 31 August 2025)

	1 Year		3 Years		5 Years		10 Years	
	%		%		%		%	
	Class D	Class I	Class D	Class I	Class D	Class I	Class D	Class I
AmPRS – Growth Fund	4.96	5.23	2.09	2.34	-1.24	-0.99	2.26	2.52
Benchmark Return*	3.70	3.70	4.89	4.89	2.62	2.62	3.90	3.90



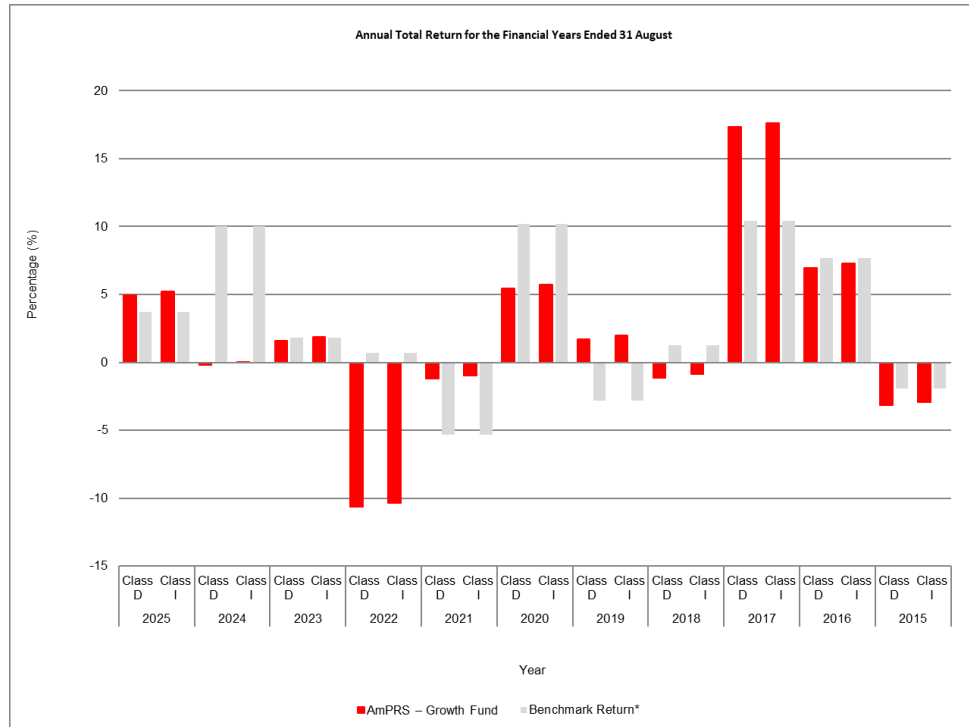
- Benchmark*:**
- 30% FTSE Bursa Malaysia Top 100 Index (“FBM Top 100”), 30% Quantshop Medium MGS Index (“MMGS”), 20% MSCI AC Asia Pacific ex Japan Index (“MSCI AC AP ex-Japan”) and 20% MSCI AC World Index (“MSCI AC World Index”) (Available at www.aminvest.com)
 - From to 8 April 2013 to 23 April 2025 - 20% FTSE Bursa Malaysia Emas Shariah Index, 15% MSCI AC Asia Pacific ex Japan Islamic Index, 15% MSCI AC World Islamic Index, 50% Quantshop Medium GII Index.
 - From 24 April 2025 onwards - 30% FTSE Bursa Malaysia Top 100 Index, 30% Quantshop Medium MGS Index, 20% MSCI AC Asia Pacific ex Japan Index and 20% MSCI AC World Index.

Source Benchmark Return: AmFunds Management Berhad
Source Fund Return: Novagni Analytics and Advisory Sdn. Bhd.

Annual Total Return for the Financial Years/Period Ended 31 August

	2025		2024		2023		2022		2021	
	%		%		%		%		%	
	Class D	Class I	Class D	Class I	Class D	Class I	Class D	Class I	Class D	Class I
AmPRS – Growth Fund	4.96	5.23	-0.22	0.02	1.59	1.85	-10.62	-10.38	-1.20	-0.97
Benchmark Return*	3.70	3.70	10.04	10.04	1.80	1.80	0.72	0.72	-5.32	-5.32

	2020		2019		2018		2017		2016		2015	
	%		%		%		%		%		%	
	Class D	Class I	Class D	Class I	Class D	Class I	Class D	Class I	Class D	Class I	Class D	Class I
AmPRS – Growth Fund	5.44	5.70	1.71	1.97	-1.15	-0.89	17.33	17.64	6.97	7.27	-3.17	-2.93
Benchmark Return*	10.22	10.22	-2.84	-2.84	1.23	1.23	10.40	10.40	7.67	7.67	-1.90	-1.90



- Benchmark*:**
- 30% FTSE Bursa Malaysia Top 100 Index ("FBM Top 100"), 30% Quantshop Medium MGS Index ("MMGS"), 20% MSCI AC Asia Pacific ex Japan Index ("MSCI AC AP ex-Japan") and 20% MSCI AC World Index ("MSCI AC World Index") (Available at www.aminvest.com)
 - From to 8 April 2013 to 23 April 2025 - 20% FTSE Bursa Malaysia Emas Shariah Index, 15% MSCI AC Asia Pacific ex Japan Islamic Index, 15% MSCI AC World Islamic Index, 50% Quantshop Medium GII Index.
 - From 24 April 2025 onwards - 0% FTSE Bursa Malaysia Top 100 Index, 30% Quantshop Medium MGS Index, 20% MSCI AC Asia Pacific ex Japan Index and 20% MSCI AC World Index.
- Source Benchmark Return:** AmFunds Management Berhad
Source Fund Return: Novagni Analytics and Advisory Sdn. Bhd.

1-Year Fund Performance Review

Class D	For the financial year ended 31 August 2025, the Fund registered a return of 4.96% comprising of 3.29% capital growth and 1.67% income distribution. Thus, the Fund's return of 4.96% has outperformed the benchmark's return of 3.70% by 1.26%.
Class I	For the financial year ended 31 August 2025, the Fund registered a return of 5.23% comprising of 3.45% capital growth and 1.78% income distribution. Thus, the Fund's return of 5.23% has outperformed the benchmark's return of 3.70% by 1.53%.

Basis of calculation and assumptions

AmPRS – Growth Fund's performance is calculated based on the net asset value per unit of the Fund. Average total return of the Fund and its benchmark for a period is computed based on the absolute return for that period annualised over one year.

Portfolio Turnover Ratio (PTR)

	Financial Year Ended 31 August 2025	Financial Year Ended 31 August 2024	Financial Year Ended 31 August 2023
PTR (times)	0.65	0.43	0.63
Remarks	The increase in the PTR for 2025 and decrease in 2024 were due mainly to investing activities.		

Distribution

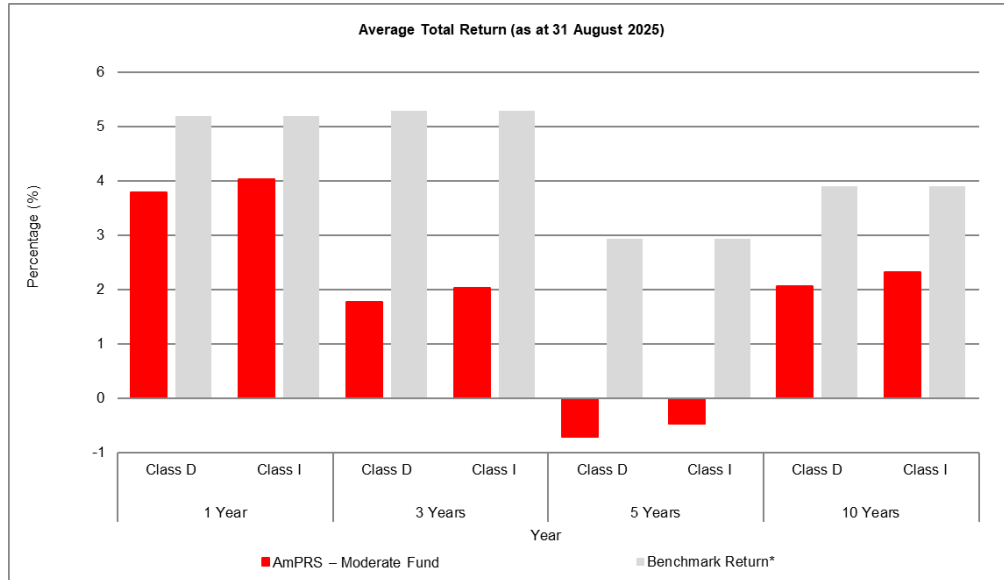
	Financial Year Ended 31 August 2025		Financial Year Ended 31 August 2024		Financial Year Ended 31 August 2023	
	Class D	Class I	Class D	Class I	Class D	Class I
Gross distribution (RM sen per unit)	0.9053	1.0095	-	-	-	-
Net distribution (RM sen per unit)	0.9053	1.0095	-	-	-	-

Distribution is in the form of units.

AmPRS – Moderate Fund

Average Total Return (as at 31 August 2025)

	1 Year		3 Years		5 Years		10 Years	
	%		%		%		%	
	Class D	Class I	Class D	Class I	Class D	Class I	Class D	Class I
AmPRS – Moderate Fund	3.79	4.03	1.78	2.03	-0.71	-0.47	2.07	2.33
Benchmark Return*	5.19	5.19	5.30	5.30	2.93	2.93	3.91	3.91



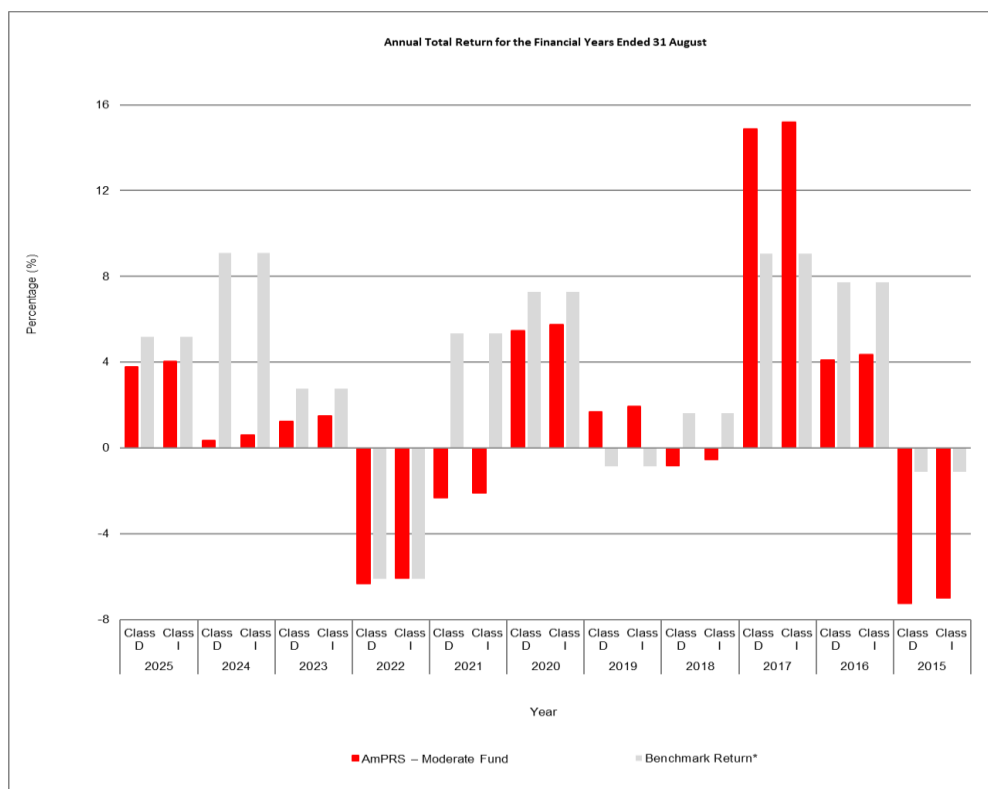
- Benchmark*:**
- 20% FTSE Bursa Malaysia Top 100 Index (“FBM Top 100”), 50% Quantshop Medium MGS Index (“MMGS”), 15% MSCI AC Asia Pacific ex Japan Index (“MSCI AC AP ex-Japan”) and 15% MSCI AC World Index (“MSCI AC World Index”) (Available at www.aminvest.com)
 - From to 8 April 2013 to 1 October 2024 – 25% FTSE Bursa Malaysia Top 100 Index, 25% MSCI AC Asia Pacific ex-Japan, 50% Quantshop Medium MGS Index.
 - From 2 October 2024 onwards – 15% MSCI AC Asia Pacific ex Japan Index, 20% FTSE Bursa Malaysia Top 100 Index, 15% MSCI AC World Index and 50% Quantshop Medium MGS Index.

Source Benchmark Return: AmFunds Management Berhad
Source Fund Return: Novagni Analytics and Advisory Sdn. Bhd.

Annual Total Return for the Financial Years/Period Ended 31 August

	2025		2024		2023		2022		2021	
	%		%		%		%		%	
	Class D	Class I	Class D	Class I	Class D	Class I	Class D	Class I	Class D	Class I
AmPRS – Moderate Fund	3.79	4.03	0.36	0.61	1.24	1.49	-6.31	-6.06	-2.33	-2.10
Benchmark Return*	5.19	5.19	9.10	9.10	2.77	2.77	-6.09	-6.09	5.34	5.34

	2020		2019		2018		2017		2016		2015	
	%		%		%		%		%		%	
	Class D	Class I	Class D	Class I	Class D	Class I	Class D	Class I	Class D	Class I	Class D	Class I
AmPRS – Moderate Fund	5.47	5.74	1.69	1.93	-0.81	-0.54	14.88	15.18	4.09	4.36	-7.24	-6.98
Benchmark Return*	7.27	7.27	-0.85	-0.85	1.64	1.64	9.05	9.05	7.72	7.72	-1.12	-1.12



Benchmark*:

- 20% FTSE Bursa Malaysia Top 100 Index ("FBM Top 100"), 50% Quantshop Medium MGS Index ("MMGS"), 15% MSCI AC Asia Pacific ex Japan Index ("MSCI AC AP ex-Japan") and 15% MSCI AC World Index ("MSCI AC World Index") (Available at www.aminvest.com)
- From to 8 April 2013 to 1 October 2024 – 25% FTSE Bursa Malaysia Top 100 Index, 25% MSCI AC Asia Pacific ex-Japan, 50% Quantshop Medium MGS Index.
- From 2 October 2024 onwards – 15% MSCI AC Asia Pacific ex Japan Index, 20% FTSE Bursa Malaysia Top 100 Index, 15% MSCI AC World Index and 50% Quantshop Medium MGS Index.

Source Benchmark Return:

AmFunds Management Berhad

Source Fund Return:

Novagni Analytics and Advisory Sdn. Bhd.

1-Year Fund Performance Review

Class D	For the financial year ended 31 August 2024, the Fund registered a return of 3.79% comprising of 1.66% capital growth and 2.13% income distribution. Thus, the Fund's return of 3.79% has underperformed the benchmark's return of 5.19% by 1.40%.
Class I	For the financial year ended 31 August 2025, the Fund registered a return of 4.03% comprising of 1.78% capital growth and 2.25% income distribution. Thus, the Fund's return of 4.03% has underperformed the benchmark's return of 5.19% by 1.16%.

Basis of calculation and assumptions

AmPRS – Moderate Fund's performance is calculated based on the net asset value per unit of the Fund. Average total return of the Fund and its benchmark for a period is computed based on the absolute return for that period annualised over one year.

Portfolio Turnover Ratio (PTR)

	Financial Year Ended 31 August 2025	Financial Year Ended 31 August 2024	Financial Year Ended 31 August 2023
PTR (times)	0.52	0.43	0.58
Remarks	The increase in the PTR for 2025 and decrease in 2024 were due mainly to investing activities.		

Distribution

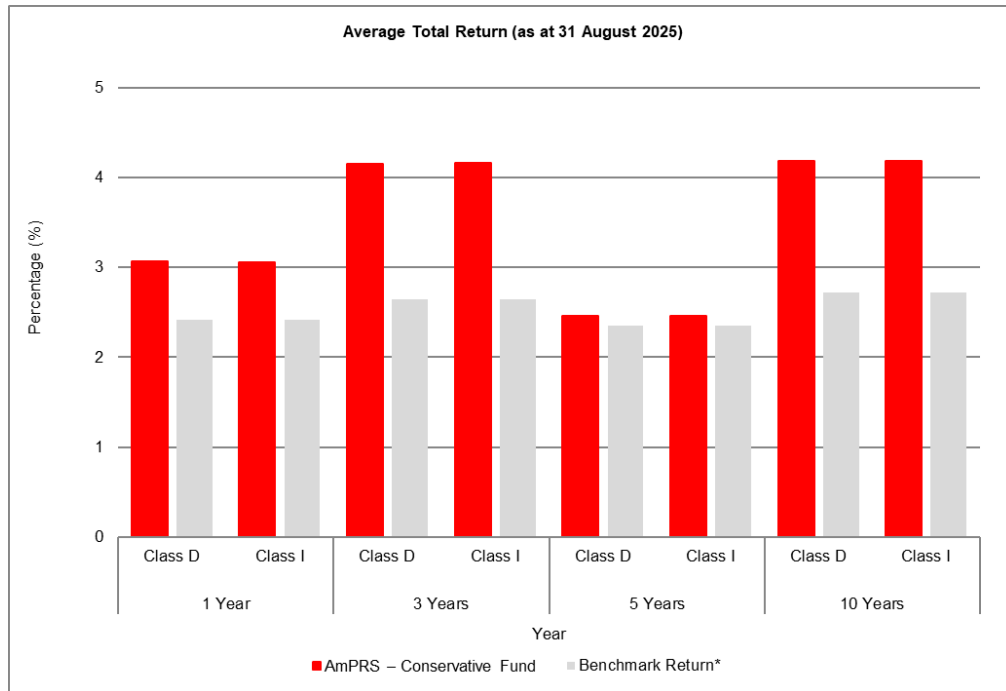
	Financial Year Ended 31 August 2025		Financial Year Ended 31 August 2024		Financial Year Ended 31 August 2023	
	Class D	Class I	Class D	Class I	Class D	Class I
Gross distribution (RM sen per unit)	1.1342	1.2344	-	-	-	-
Net distribution (RM sen per unit)	1.1342	1.2344	-	-	-	-

Distribution is in the form of units.

AmPRS – Conservative Fund

Average Total Return (as at 31 August 2025)

	1 Year		3 Years		5 Years		10 Years	
	%		%		%		%	
	Class D	Class I	Class D	Class I	Class D	Class I	Class D	Class I
AmPRS – Conservative Fund	3.07	3.06	4.15	4.16	2.46	2.46	4.18	4.18
Benchmark Return*	2.42	2.42	2.64	2.64	2.35	2.35	2.72	2.72



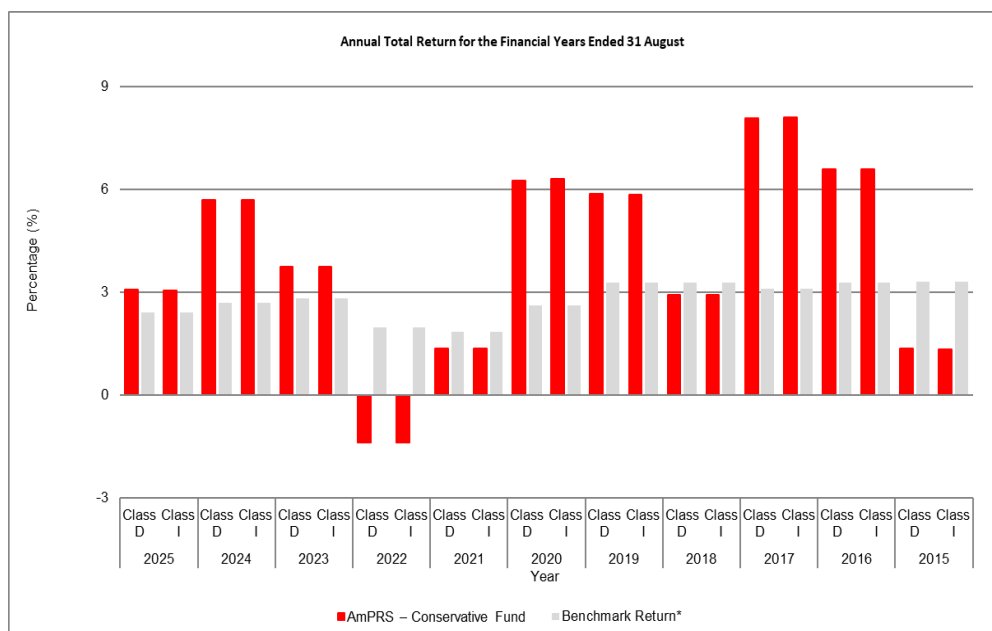
Benchmark*: 1-year Malayan Banking Berhad Conventional Fixed Deposit Rate (“MBB”) (Available at www.aminvest.com)

Source Benchmark Return: AmFunds Management Berhad
Source Fund Return: Novagni Analytics and Advisory Sdn. Bhd.

Annual Total Return for the Financial Years Ended 31 August

	2025		2024		2023		2022	
	%		%		%		%	
	Class D	Class I	Class D	Class I	Class D	Class I	Class D	Class I
AmPRS – Conservative Fund	3.07	3.06	5.69	5.68	3.73	3.75	-1.39	-1.39
Benchmark Return*	2.42	2.42	2.70	2.70	2.81	2.81	1.98	1.98

	2021		2020		2019		2018		2017		2016		2015	
	%		%		%		%		%		%		%	
	Class D	Class I	Class D	Class I	Class D	Class I	Class D	Class I	Class D	Class I	Class D	Class I	Class D	Class I
AmPRS – Conservative Fund	1.36	1.35	6.25	6.31	5.87	5.85	2.91	2.91	8.08	8.10	6.58	6.58	1.36	1.34
Benchmark Return*	1.85	1.85	2.62	2.62	3.27	3.27	3.27	3.27	3.10	3.10	3.28	3.28	3.30	3.30



Benchmark*: 1-year Malayan Banking Berhad Conventional Fixed Deposit Rate ("MBB")
(Available at www.aminvest.com)

Source Benchmark Return: AmFunds Management Berhad
Source Fund Return: Novagni Analytics and Advisory Sdn. Bhd.

1-Year Fund Performance Review

Class D	For the financial year ended 31 August 2025, the Fund registered a return of 3.07% comprising of 0.04% capital growth and 3.03% income distribution. Thus, the Fund's return of 3.07% has outperformed the benchmark's return of 2.42% by 0.65%.
Class I	For the financial year ended 31 August 2025, the Fund registered a return of 3.06% comprising of 0.08% capital growth and 2.98% income distribution. Thus, the Fund's return of 3.06% has outperformed the benchmark's return of 2.42% by 0.64%.

Basis of calculation and assumptions

AmPRS – Conservative Fund's performance is calculated based on the net asset value per unit of the Fund. Average total return of the Fund and its benchmark for a period is computed based on the absolute return for that period annualised over one year.

Portfolio Turnover Ratio (PTR)

	Financial Year Ended 31 August 2025	Financial Year Ended 31 August 2024	Financial Year Ended 31 August 2023
PTR (times)	0.46	0.17	0.24
Remarks	The increase in the PTR for 2025 and decrease in 2024 were due mainly to investing activities.		

Distribution

	Financial Year Ended 31 August 2025		Financial Year Ended 31 August 2024		Financial Year Ended 31 August 2023	
	Class D	Class I	Class D	Class I	Class D	Class I
Gross distribution (RM sen per unit)	1.9318	1.8994	-	-	-	-
Net distribution (RM sen per unit)	1.9318	1.8994	-	-	-	-

Distribution is in the form of units.

**Past performance of the Fund or the Scheme is not an indication of its future performance.
Unit price and investment returns may go down, as well as up.**

Who should I contact for further information or to lodge a complaint?

1. If you have invested through our appointed distributor, kindly direct your complaints to your PRS consultant from the distributor.
2. If you have any complaints, you may direct your complaints to your personal adviser from the distributor or contact our customer service representative at 03-2032 2888. Alternatively, you can e-mail us at enquiries@aminvest.com. If you wish to write to us, please address your letter to:

AmFunds Management Berhad
9th & 10th Floor, Bangunan AmBank Group
No.55, Jalan Raja Chulan
50200 Kuala Lumpur

3. If you are dissatisfied with the outcome of your complaint to us, you may then submit your dispute to Financial Markets Ombudsman Service (FMOS) within 6 months from the date of receiving our final decision on your complaint:
 - (a) via the FMOS Complaint Handling Portal : complaint.fmos.org.my/index.php
 - (b) via phone to : 03-2272 2811
 - (c) in person or via letter to : The Chief Executive Officer
Financial Markets Ombudsman Service
Level 14, Main Block
Menara Takaful Malaysia
No 4 Jalan Sultan Sulaiman
50000 Kuala Lumpur
4. Alternatively, you may also lodge your complaint to the Securities Commission Malaysia (SC) even if you have initiated a dispute resolution process with FMOS. To lodge a complaint, please contact the SC's Consumer & Investor Office:
 - (a) via phone to the Aduan Hotline at : 03-6204 8999
 - (b) via fax to : 03-6204 8991
 - (c) via e-mail to : aduan@seccom.com.my
 - (d) via online complaint form available at : www.sc.com.my
 - (e) via letter to : Consumer & Investor Office
Securities Commission Malaysia
No 3 Persiaran Bukit Kiara
Bukit Kiara
50490 Kuala Lumpur
5. You can also direct your complaint to Federation of Investment Managers Malaysia (FIMM):
 - (a) via online complaint form available at : www.fimm.com.my/investors/lodge-a-complaint/
 - (b) via downloaded complaint form to : Legal & Regulatory Affairs
Federation of Investment Managers Malaysia
19-06-1, 6th Floor, Wisma Capital A
No. 19, Lorong Dungun Damansara Heights
50490 Kuala Lumpur
 - (c) via phone to the Aduan Hotline at : 03-7890 4242
 - (d) via email to : complaints@fimm.com.my
 - (e) via letter to : Legal & Regulatory Affairs
Federation of Investment Managers Malaysia
19-06-1, 6th Floor, Wisma Capital A
No. 19, Lorong Dungun Damansara Heights
50490 Kuala Lumpur

¹ The blended returns are calculated by AmFunds Management Berhad using end of day index level values licensed from MSCI ("MSCI Data"). For the avoidance of doubt, MSCI is not the benchmark "administrator" for, or a "contributor", "submitter" or "supervised contributor" to, the blended returns, and the MSCI Data is not considered a "contribution" or "submission" in relation to the blended returns, as those terms may be defined in any rules, laws, regulations, legislation or international standards. MSCI Data is provided "AS IS" without warranty or liability and no copying or distribution is permitted. MSCI does not make any representation regarding the advisability of any investment or strategy and does not sponsor, promote, issue, sell or otherwise recommend or endorse any investment or strategy, including any financial products or strategies based on, tracking or otherwise utilizing any MSCI Data, models, analytics or other materials or information. Blended return refers to returns from blending the end of day index level values of (i) one or more MSCI Index(es); and (ii) one or more non MSCI index(es).

² The Fund is not in any way sponsored, endorsed, sold or promoted by FTSE International Limited ("FTSE"), by Bursa Malaysia Berhad ("BURSA MALAYSIA") or by the London Stock Exchange Group companies (the "LSEG") and neither FTSE nor BURSA MALAYSIA nor LSEG makes any warranty or representation whatsoever, expressly or impliedly, either as to the results to be obtained from the use of the FTSE Bursa Malaysia Index Series ("the Index"), and/or the figure at which the said Index stands at any particular time on any particular day or otherwise. The Index is compiled and calculated by FTSE. However, neither FTSE nor BURSA MALAYSIA nor LSEG shall be liable (whether in negligence or otherwise) to any person for any error in the Index and neither FTSE nor BURSA MALAYSIA nor LSEG shall be under any obligation to advise any person of any error therein. "FTSE®", "FT-SE®" and "Footsie®" are trademarks of LSEG and are used by FTSE under licence. "BURSA MALAYSIA" is a trade mark of BURSA MALAYSIA.