



AmPRS-Moderate Fund Class D

Fund Overview

Investment Objective

AmPRS – Moderate Fund (the "Fund") aims to provide medium to long term capital growth by investing in equities, fixed income securities and/or REITs.

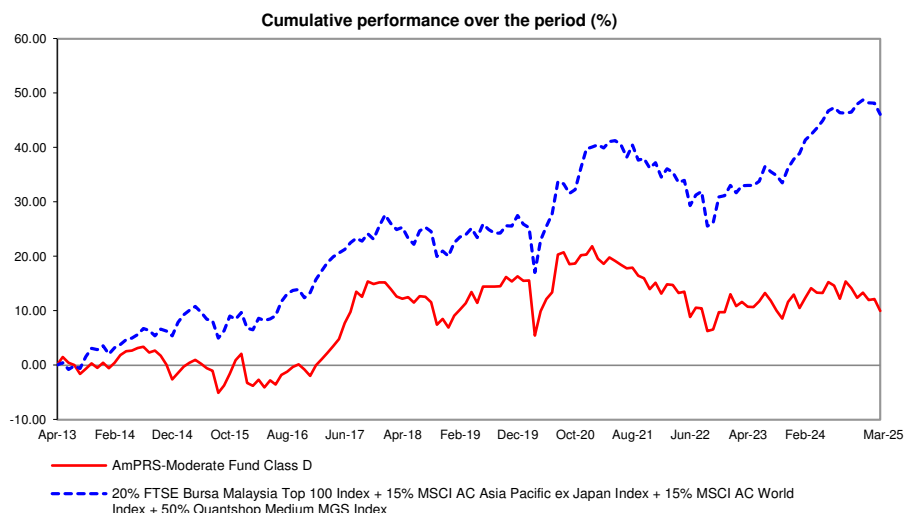
The Fund is suitable for Members who seek:

- capital growth on their investment
- a balanced portfolio that includes equities and fixed income securities
- a long term retirement savings* plan
- Members aged below 45 years and above but have not reached 55 years if they contribute under the default option

Notes: *Please note that Members' capital is neither guaranteed nor protected.

Any material change to the investment objective of the Fund would require Unit Holders' approval.

Fund Performance (as at 31 March 2025)



Past performance is not necessarily indicative of future performance. Unit prices and investment returns may go down as well as up.

Source: AmFunds Management Berhad

Performance Table (as at 31 March 2025)

Cumulative Return (%)	YTD	1 Month	6 Months	1 Year	3 Years	5 Years
Fund	-2.96	-1.96	-4.71	-3.67	-4.15	4.29
*Benchmark	-1.76	-1.37	-0.13	2.62	7.87	24.85
Annualised Return (%)	3 Years	5 Years	10 Years	Since Inception		
Fund	-1.40	0.84	0.91	0.80		
*Benchmark	2.56	4.54	2.87	4.05		
Calendar Year Return (%)	2024	2023	2022	2021	2020	
Fund	0.31	2.96	-4.70	-4.31	3.46	
*Benchmark	7.89	5.10	-4.40	-1.81	9.61	

*20% FTSE Bursa Malaysia Top 100 Index + 15% MSCI AC Asia Pacific ex Japan Index + 15% MSCI AC World Index + 50% Quantshop Medium MGS Index

Source Benchmark: *AmFunds Management Berhad

Source Fund Return : Novagnt Analytics and Advisory Sdn. Bhd.

Past performance is not necessarily indicative of future performance. The performance is calculated based on NAV-to-NAV using Time Weighted Rate of Return ("TWRR") method.

Fund Facts

Fund Category / Type

Core (Moderate) / Growth

Base Currency

MYR

Investment Manager

AmFunds Management Berhad

Launch Date

8 April 2013

Initial Offer Price

MYR 0.5000

Minimum Initial Contribution

Lump sum: MYR 500

Regular saving plan: MYR 100

Minimum Additional Contribution

Lump sum: MYR 100

Regular saving plan: MYR 100

Annual Management Fee

Up to 1.50% p.a. of the NAV attributable to this Class of units of the Fund.

Annual Scheme Trustee Fee

Up to 0.04% p.a. of the NAV of the Fund (excluding foreign sub-custodian fee).

PPA Administrative Fee

0.04% p.a. of the NAV of the Fund, payable to the PPA

Sales Charge

Up to 3.00% of NAV per unit of the Class

Redemption Charge

Nil

Redemption Payment Period

Within seven (7) Business Days after the PRS Provider received a complete withdrawal request from a Member.

Income Distribution

Subject to availability of income, distribution (if any) is incidental.

*Data as at 31 March 2025

NAV Per Unit* MYR 0.5063

Fund Size* MYR 4.30 million

Unit in Circulation* 8.49 million

1- Year NAV High* MYR 0.5613 (12 Jul 2024)

1- Year NAV Low* MYR 0.5096 (13 Mar 2025)

Source: AmFunds Management Berhad

The above fees and charges may be subject to any applicable taxes and/or duties (imposed by the Government of Malaysia which are payable by the unit holder(s) and/or the Fund (as the case may be) at the prevailing rate.

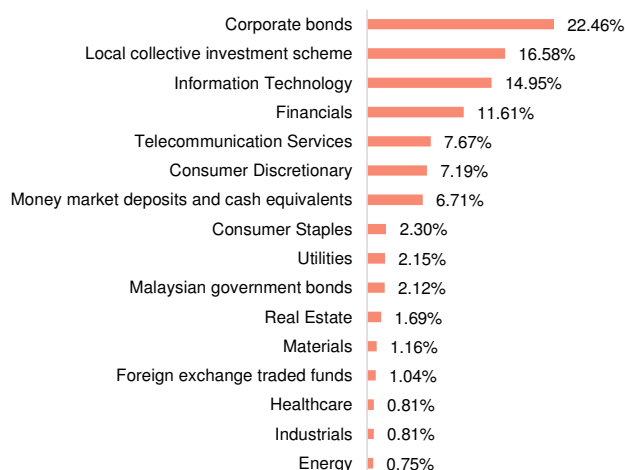
Income Distribution History

Year	Total Net Payout per unit (Sen)	Yield (%)
2025	N/A	N/A
2024	1.13	2.13
2023	N/A	N/A
2022	1.00	1.75
2021	2.00	3.31

Source: AmFunds Management Berhad

Historical income distribution is not indicative of future income distribution payout. The income could be in the form of units or cash. Unit prices and income distribution, if any, may rise or fall. Where an income distribution is declared, investors are advised that following the distribution the net asset value per unit will be reduced from cum-distribution NAV to ex-distribution NAV.

Sector Allocation (as at 31 March 2025)



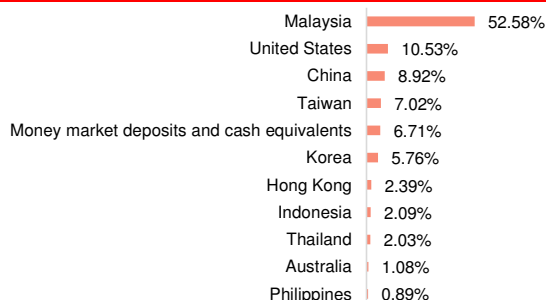
Source: AmFunds Management Berhad

Top 5 Holdings (as at 31 March 2025)

AmBond	8.20%
AmBon Islam	7.06%
SEB IMTN 4.190% 04.07.2030 (TRANCHE 20)	3.60%
Samsung Electronics Co., Ltd.	3.07%
PLUS BERHAD IMTN 4.729% 12.01.2033 - SUKUK PLUS T24	2.81%

Source: AmFunds Management Berhad

Country Allocation (as at 31 March 2025)



Source: AmFunds Management Berhad

PRS Provider's Commentary (as at 31 March 2025)

Markets showed mixed performance in March. Hong Kong gained on robust 4Q24 results, whereas China was flat MoM. Taiwan TWSE and Korea KOSPI, meanwhile, dropped 10.2% and 2.0% MoM respectively due to weakening AI sentiment, while India SENSEX rose on proactive RBI liquidity measures, eased bank regulation and foreign institutional investor activity. ASEAN markets were also mixed, with Straits Times Index, Jakarta Composite Index and Philippine Composite gaining, while Thai and KLGI Index declined over the month.

We remain vigilant amid the ongoing trade war, as the equity market is expected to adjust to Trump's tariffs as investors digest the economic impact. We will favour domestic-centric sectors as well as dividend yielding stocks for a defensive tilt to ride through the volatility.

Source: AmFunds Management Berhad

Disclaimer

Source: FTSE International Limited ("FTSE") © FTSE 2025. "FTSE®" is a trade mark of the London Stock Exchange Group companies and is used by FTSE International Limited under license. "BURSA MALAYSIA" is a trade mark of Bursa Malaysia Berhad ("BURSA MALAYSIA"). All intellectual property rights in the index values and constituent list vests in FTSE and BURSA MALAYSIA. Neither FTSE nor its licensors accept any liability for any errors or omissions in the FTSE indices and / or FTSE ratings or underlying data. No further distribution of FTSE Data is permitted without FTSE's express written consent. Source: MSCI. The MSCI information may only be used for your internal use, may not be reproduced or redisseminated in any form and may not be used as a basis for or a component of any financial instruments or products or indices. None of the MSCI information is intended to constitute investment advice or a recommendation to make (or refrain from making) any kind of investment decision and may not be relied on as such. Historical data and analysis should not be taken as an indication or guarantee of any future performance analysis, forecast or prediction. The MSCI information is provided on an "as is" basis and the user of this information assumes the entire risk of any use made of this information. MSCI, each of its affiliates and each other person involved in or related to compiling, computing or creating any MSCI information (collectively, the "MSCI Parties") expressly disclaims all warranties (including, without limitation, any warranties of originality, accuracy, completeness, timeliness, non-infringement, merchantability and fitness for a particular purpose) with respect to this information. Without limiting any of the foregoing, in no event shall any MSCI Party have any liability for any direct, indirect, special, incidental, punitive, consequential (including, without limitation, lost profits) or any other damages. (www.msci.com). The blended returns are calculated by AmFunds Management Berhad using end of day index level values licensed from MSCI ("MSCI Data"). For the avoidance of doubt, MSCI is not the benchmark "administrator" for, or a "contributor", "submitter" or "supervised contributor" to, the blended returns, and the MSCI Data is not considered a "contribution" or "submission" in relation to the blended returns, as those terms may be defined in any rules, laws, regulations, legislation or international standards. MSCI Data is provided "AS IS" without warranty or liability and no copying or distribution is permitted. MSCI does not make any representation regarding the advisability of any investment or strategy and does not sponsor, promote, issue, sell or otherwise recommend or endorse any investment or strategy, including any financial products or strategies based on, tracking or otherwise utilizing any MSCI Data, models, analytics or other materials or information. Note: Blended return refers to returns from blending the end of day index level values of:

- one or more MSCI Index(es); and
- one or more non MSCI index(es).

This advertisement material is prepared for information purposes only and may not be published, circulated, reproduced or distributed in whole or part, whether directly or indirectly, to any person without the prior written consent of AmFunds Management Berhad [198601005272 (154432-A)] ("Aminvest"). This advertisement material should not be construed as an offer or solicitation for the purchase or sale of any units in Aminvest's Private Retirement Scheme(s) ("PRS"). Investors shall be solely responsible for using and relying on any contents in this advertisement material. Aminvest and its employees shall not be held liable to the investors for any damage, direct, indirect or consequential losses (including loss of profit), claims, actions, demands, liabilities suffered by the investors or proceedings and judgments brought or established against the investors, and costs, charges and expenses incurred by the investors or for any investment decision that the investors have made as a result of relying on the content or information in this advertisement material. Investors are advised to read and understand the contents of the Third Replacement Disclosure Document dated 2 April 2021, including any supplementary material made thereof from time to time ("Disclosure Document(s)") and its Product Highlights Sheet ("PHS"), obtainable at www.aminvest.com, before making an investment decision. The Disclosure Document(s) and PHS have been registered with the Securities Commission Malaysia, who takes no responsibility for its contents. The Securities Commission Malaysia has not reviewed this advertisement material. Investors may wish to seek advice from a professional advisor before making an investment. The Fund's units will only be issued upon receipt of the complete application form accompanying the Disclosure Document(s). Past performance of the Fund is not an indication of its future performance. The Fund's unit prices and income distribution payable, if any, may rise or fall. Where a unit split/distribution is declared, investors are advised that following the issue of additional units/distribution, the Net Asset Value ("NAV") per unit will be reduced from pre-unit split NAV/cum-distribution NAV to post-unit split NAV/ex-distribution NAV. Please be advised that where a unit split is declared, the value of investor's investment in Malaysian Ringgit will remain unchanged after the distribution of the additional units. Investments in the Fund are exposed to company specific risk, credit and default risk, interest rate risk, risk associated with investments in REITs, liquidity risk, suspension risk, currency risk and risk associated with the default option, capital distribution risk, risk associated with investments in equity-related securities and collective investment schemes risk. Please refer to the Disclosure Document(s) for detailed information on the specific risks of the fund(s). Investors are advised to consider these risks and other general risk elaborated, as well as the fees, charges and expenses involved. This advertisement material may be translated into languages other than English. In the event of any dispute or ambiguity arising out of such translated versions of this advertisement material, the English version shall prevail. Aminvest's Privacy Notice can be accessed via aminvest.com. Note: Unless stated otherwise, all fees, charges and/or expenses disclosed in this material are exclusive by way of example and not limitation; goods and services tax, value added tax, consumption tax, levies, duties and other taxes as may be imposed by the Government of Malaysia from time to time (collectively known as "Taxes"). If these fees, charges and/or expenses are subject to any Taxes, such Taxes shall be borne and payable by the Member and/or the Scheme (as the case may be) at the prevailing rate, including any increase or decrease to the rate, in addition to the fees, charges and/or expenses stated herein. Privacy Notice: AmFunds Management Berhad [Company Registration: 198601005272 (154432-A)] issued its Privacy Notice as required by Personal Data Protection Act 2010, which details the use and processing of your personal information by AmFunds Management Berhad. The Privacy Notice can be accessed via www.aminvest.com and is also available at our head office. If you have any queries in relation to the Privacy Notice of AmFunds Management Berhad, please feel free to contact our Customer Service Representative at Tel: +603 2032 2888 OR e-mail: enquiries@aminvest.com.