

AmSustainable Series - Climate Tech Fund

Fund Overview

Investment Objective

AmSustainable Series - Climate Tech Fund (the "Fund") seeks to provide long-term capital growth.

The Fund is suitable for Sophisticated Investors seeking:

- potential capital appreciation over a long-term investment horizon; and
- participation in the global equity market.

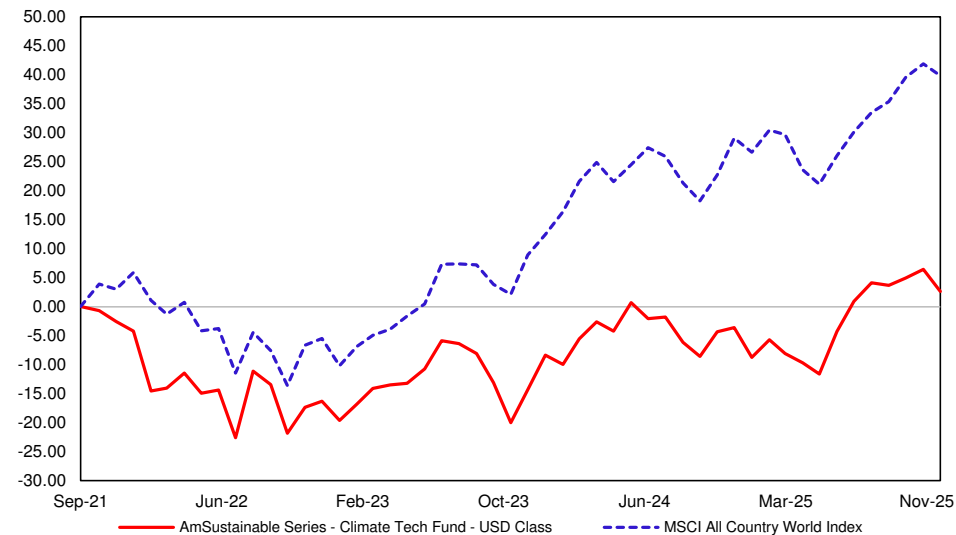
Note: "Long-term" refers to a period of at least five (5) years.

Any material change to the investment objective of the Fund would require Unit Holders' approval.

This material is not intended for non-sophisticated investors.

Fund Performance (as at 30 November 2025)

Cumulative performance over the period (%)



Performance Table in Share Class Currency (as at 30 November 2025)

Cumulative Return (%)	YTD	1 Month	6 Months	1 Year	3 Years	5 Years
Fund (USD)	21.70	-2.32	10.42	14.52	31.96	-
*Benchmark (USD)	19.47	-0.11	14.29	16.54	59.31	-
Fund (MYR)	12.60	-3.62	7.20	6.42	22.23	-
Fund (MYR-Hedged)	16.72	-2.52	7.42	9.53	15.98	-

Annualised Return (%)	3 Years	5 Years	10 Years	Since Inception
Fund (USD)	9.68	-	-	0.94
*Benchmark (USD)	16.78	-	-	8.48
Fund (MYR)	6.92	-	-	0.59
Fund (MYR-Hedged)	5.07	-	-	-2.55

Calendar Year Return (%)	2024	2023	2022	2021	2020
Fund (USD)	2.36	9.24	-20.63	-	-
*Benchmark (USD)	15.73	20.09	-19.80	-	-
Fund (MYR)	-0.40	13.54	-16.43	-	-
Fund (MYR-Hedged)	-1.83	4.75	-22.24	-	-

*MSCI All Country World Index

Source Benchmark: *AmFunds Management Berhad

Source Fund Return: Novagnt Analytics and Advisory Sdn. Bhd.

Note: There is no record of the Fund's performance for five (5) years as the Fund was launched in less than five (5) years.

The returns presented are net of all relevant fees, charges, and costs associated with the wholesale investment. These may include, but are not limited to, management fees, trustee fees, and other applicable charges. Over time, such fees and charges can materially reduce the overall returns on your investment.

It is important to note that the sales charge is deducted upfront and directly reduces the amount of the initial investment that is allocated to the fund, which in turn can have the effect of lowering returns to investors in the long run. These costs may be deducted from your investment amount, from the returns generated, or directly from the Fund's assets, and are reflected in the unit price (NAV per unit). This includes expenses related to the marketing and distribution of the Fund. Additionally, all fees and charges payable to the Manager and the Trustee are subject to applicable taxes and/or duties, which may vary from time to time as imposed by the government.

Given the impact these costs can have on your investment returns, investors are strongly advised to read and understand the contents of the Fund's information memorandum and consider the cumulative impact of these costs before making any investment decision.

Past performance is not necessarily indicative of future performance and that unit prices and investment returns may go down, as well up.

Fund Facts

Fund Category / Type

Wholesale (Feeder Fund) / Growth

Base Currency

USD

Investment Manager

AmFunds Management Berhad

Launch Date

USD Class 28 September 2021

MYR Class 28 September 2021

MYR-Hedged Class 28 September 2021

Initial Offer Price

USD Class USD 1.0000

MYR Class MYR 1.0000

MYR-Hedged Class MYR 1.0000

Minimum Initial / Additional Investment

USD Class USD 1,000 / USD 1,000

MYR Class MYR 5,000 / MYR 1,000

MYR-Hedged Class MYR 5,000 / MYR 1,000

Annual Management Fee

Up to 1.80% p.a. of the Fund's NAV

Annual Trustee Fee

Up to 0.05% p.a. of the NAV of the Fund (excluding foreign sub-custodian fee and charges, where applicable)

Entry Charge

Up to 5.00% of the NAV per unit of the Class (es)

Exit Fee

Nil

Redemption Payment Period

Within 14 calendar days of receiving the redemption request with complete documentation.

Income Distribution

MYR and MYR-Hedged Class

Distribution, if any, can be in the form of cash (by telegraphic transfer) or units (by reinvestment into units of the respective Classes).

Note: If income distribution earned does not exceed MYR 500, it will be automatically reinvested.

Other Classes

Distribution, if any, to be reinvested into units of the respective Classes.

*Data as at (as at 30 November 2025)

NAV Per Unit*

USD Class	USD 1.0394
MYR Class	MYR 1.0247
MYR-Hedged Class	MYR 0.8975

Fund Size*

USD Class	USD 519.72
MYR Class	MYR 0.19 million
MYR-Hedged Class	MYR 0.30 million

Unit in Circulation*

USD Class	500.00
MYR Class	0.18 million
MYR-Hedged Class	0.34 million

1- Year NAV High*

USD Class	USD 1.0942 (29 Oct 2025)
MYR Class	MYR 1.0969 (27 Oct 2025)
MYR-Hedged Class	MYR 0.9474 (29 Oct 2025)

1- Year NAV Low*

USD Class	USD 0.7724 (09 Apr 2025)
MYR Class	MYR 0.8279 (07 Apr 2025)
MYR-Hedged Class	MYR 0.6899 (09 Apr 2025)

Source: AmFunds Management Berhad

The above fees and charges may be subject to any applicable taxes and/or duties (imposed by the Government of Malaysia which are payable by the unit holder(s) and/or the Fund (as the case may be) at the prevailing rate.

Asset Allocation (as at 30 November 2025)

DWS Invest ESG Climate Opportunities	90.56%
Money market deposits and cash equivalents	9.32%
Forward contract	0.12%

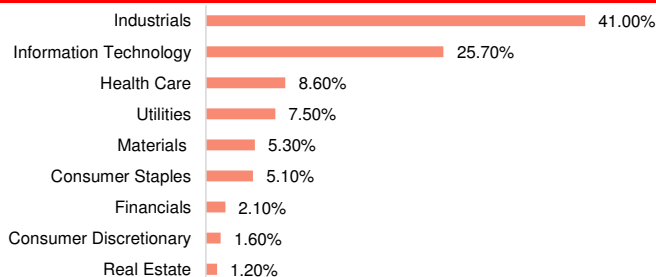
Source: AmFunds Management Berhad

Target Fund's Top 5 Holdings (as at 30 November 2025)

Siemens Energy AG	4.80%
Microsoft Corp	3.90%
First Solar Inc	3.20%
Prysmian SpA	3.10%
Vertiv Holdings Co	2.50%

Source: DWS

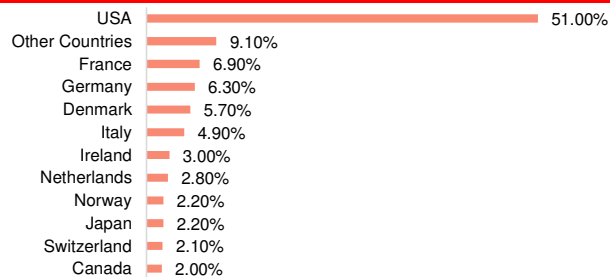
Target Fund's Sector Allocation* (as at 30 November 2025)



Source: DWS

*As percentage of NAV. Please note that asset exposure for the Target Fund is subject to frequent change on a daily basis.

Target Fund's Country Allocation* (as at 30 November 2025)



Source: DWS

Target Fund Manager's Commentary (as at 30 November 2025)

Last month, DWS Invest ESG Climate Opportunities underperformed the global equity market, mainly due to stock selection, with sector allocation having a modest negative impact. In November, underweights in financials and communication services and an overweight in industrials hurt sector allocation, while underweight in consumer discretionary and overweight in utilities contributed positively. Regionally, the Europe overweight added value, while the US underweight was broadly neutral. Stock selection was negative in technology and industrials, but positive in both consumer sectors. Most effects were stock-specific: for example, Apple's delay of its MacBook Pro launch negatively impacted sentiment toward an OLED panel technology supplier. Similarly, environmental consulting and design engineering firms saw share price pullbacks after slightly missing revenue growth guidance. On the positive side, consumer staples holdings in sustainable biofuels performed well, supported by lower fat prices and higher credit values, improving renewable diesel margins. By theme, selection was negative in datacenter power efficiency, as server power supply, power electronics and cooling system manufacturers sold off late in the month. The climate adaptation theme also faced headwinds from investments in sustainable nutrition and disaster prevention/recovery. Conversely, positive effects came from electric grid technology providers, wind energy (turbines and operators), and allergy treatment vendors linked to climate-related healthcare.

The past 12 months have been quite a bumpy ride for clean tech investors. Following the U.S. presidential elections, regulatory uncertainty peaked in late spring 2025 amid the political tug-of-war over the draft details of the "Big Beautiful Bill" aimed at phasing out clean energy tax credits. Since then, clarity has improved, and the final bill language turned out to be significantly better than many had expected, leading to a textbook decline in equity risk premiums and a recovery in clean tech stocks. Over the coming months, we expect structural drivers for clean tech to remain supportive. In the U.S., we anticipate a surge in demand from developers and homeowners seeking to "safe harbor" renewable tax credits before they begin to expire in mid-2026. Beyond that, structural drivers of electricity demand are stronger than ever: reshoring, data center expansion and EV adoption are all pushing the electric grid to its limits. This is turning energy security into a top political priority and a matter of national security—necessitating significant investment in grid modernization. In Europe, similar trends are emerging, with streamlined bureaucracy and permitting processes as well as easing financing conditions accelerating the buildout of onshore wind energy in Germany, for example. Additionally, hyperscalers' willingness to pay premium prices for power reinforces the value proposition of renewables, which are often faster and more cost-effective to deploy than coal, nuclear, or gas. Meanwhile, China's industrial "anti-involution" program may help curb excessive competition and overcapacity in sectors such as solar-grade silicon, battery materials and wind components—promoting more sustainable growth, a healthier pricing environment, and improved profitability. All in all, the fundamental backdrop and current valuations remain highly attractive for selective stock picking in clean tech—supported by strong thematic momentum and improving investment environment.

Source: DWS

Disclaimer

Source: MSCI. The MSCI information may only be used for your internal use, may not be reproduced or redisseminated in any form and may not be used as a basis for or a component of any financial instruments or products or indices. None of the MSCI information is intended to constitute investment advice or a recommendation to make (or refrain from making) any kind of investment decision and may not be relied on as such. Historical data and analysis should not be taken as an indication or guarantee of any future performance analysis, forecast or prediction. The MSCI information is provided on an "as is" basis and the user of this information assumes the entire risk of any use made of this information. MSCI, each of its affiliates and each other person involved in or related to compiling, computing or creating any MSCI information (collectively, the "MSCI Parties") expressly disclaims all warranties (including, without limitation, any warranties of originality, accuracy, completeness, timeliness, non-infringement, merchantability and fitness for a particular purpose) with respect to this information. Without limiting any of the foregoing, in no event shall any MSCI Party have any liability for any direct, indirect, special, incidental, punitive, consequential (including, without limitation, lost profits) or any other damages. (www.msci.com).

This advertisement material is prepared for information purposes only and may not be published, circulated, reproduced or distributed in whole or part, whether directly or indirectly, to any person without the prior written consent of AmFunds Management Berhad [198601005272 (154432-A)] ("AmInvest"). This advertisement material should not be construed as an offer or solicitation for the purchase or sale of any units in AmInvest's wholesale fund(s). Investors shall be solely responsible for using and relying on any contents in this advertisement material. AmInvest and its employees shall not be held liable to the investors for any damage, direct, indirect or consequential losses (including loss of profit), claims, actions, demands, liabilities suffered by the investors or proceedings and judgments brought or established against the investors, and costs, charges and expenses incurred by the investors or for any investment decision that the investors have made as a result of relying on the content or information in this advertisement material. Investors are advised to read and understand the contents of the Information Memorandum dated 28 September 2021 for Sustainable Series - Climate Tech Fund, including any supplementary made thereof from time to time ("Information Memorandum(s)") and its Product Highlights Sheet ("PHS"), obtainable at www.aminvest.com, before making an investment decision. The Information Memorandum(s) and PHS have been lodged with the Securities Commission Malaysia, who takes no responsibility for its contents. The Securities Commission Malaysia has not reviewed this advertisement material. Investors may wish to seek advice from a professional advisor before making an investment. The Fund's units will only be issued upon receipt of the complete application form accompanying the Information Memorandum(s). Past performance of the Fund is not an indication of its future performance. The Fund's unit prices and income distribution payable, if any, may rise or fall. Where a unit split/distribution is declared, investors are advised that following the issue of additional units/distribution, the Net Asset Value ("NAV") per unit will be reduced from pre-unit split NAV/cum-distribution NAV to post-unit split NAV/ex-distribution NAV. Please be advised that where a unit split is declared, the value of investor's investment in Malaysian Ringgit will remain unchanged after the distribution of the additional units. Investments in the Fund are exposed to risk of passive strategy, risk of not meeting the Fund's investment objective, currency risk, income distribution risk and liquidity risk. Please refer to the Information Memorandum(s) for detailed information on the specific risks of the fund(s). Investors are advised to consider these risks and other general risk elaborated, as well as the fees, charges and expenses involved. This advertisement material may be translated into languages other than English. In the event of any dispute or ambiguity arising out of such translated versions of this advertisement material, the English version shall prevail. AmInvest's Privacy Notice can be accessed via aminvest.com. Note: Unless stated otherwise, all fees, charges and/or expenses disclosed in this material are exclusive by way of example and not limitation; goods and services tax, value added tax, consumption tax, levies, duties and other taxes as may be imposed by the Government of Malaysia from time to time (collectively known as "Taxes"). If these fees, charges and/or expenses are subject to any Taxes, such Taxes shall be borne and payable by the Unit Holders and/or the Fund (as the case may be) at the prevailing rate, including any increase or decrease to the rate, in addition to the fees, charges and/or expenses stated herein. Privacy Notice: AmFunds Management Berhad [Company Registration: 198601005272 (154432-A)] issued its Privacy Notice as required by Personal Data Protection Act 2010, which details the use and processing of your personal information by AmFunds Management Berhad. The Privacy Notice can be accessed via www.aminvest.com and is also available at our head office. If you have any queries in relation to the Privacy Notice of AmFunds Management Berhad, please feel free to contact our Customer Service Representative at Tel: +603 2032 2888 OR e-mail: enquiries@aminvest.com.