

Fund Overview

Investment Objective

AmSustainable Series - Global Lower Carbon Equity Fund (the "Fund") seeks to provide long-term capital growth.

The Fund is suitable for Sophisticated Investors¹ seeking:

- potential capital appreciation over a long-term* investment horizon; and
- participation in the global equity market in companies that have a lower carbon intensity

Note: *Long-term refers to a period of at least five (5) years.

Any material change to the investment objective of the Fund would require Unit Holders' approval.

This material is not intended for non-sophisticated investors. Please refer to the definition of "Sophisticated Investor" in the Information Memorandum.

Fund Facts

Fund Category / Type

Wholesale (Feeder Fund) / Growth

Base Currency

USD

Investment Manager

AmFunds Management Berhad

Launch Date

MYR 23 May 2023

MYR-Hedged Class 23 May 2023

Initial Offer Price

MYR 1.0000

MYR-Hedged Class MYR 1.0000

Minimum Initial / Additional Investment

MYR MYR 5,000 / MYR 1,000

MYR-Hedged Class MYR 5,000 / MYR 1,000

Annual Management Fee

Up to 1.80% p.a. of the Fund's NAV

Annual Trustee Fee

Up to 0.04% p.a. of the NAV of the Fund (excluding foreign sub-custodian fee and charges, where applicable)

Entry Charge

Up to 5.00% of the NAV per unit of the Class

Exit Fee

Nil

Redemption Payment Period

Within fourteen (14) calendar days of receiving the redemption request with complete documentation.

Income Distribution

MYR and MYR-Hedged Class

Distribution, if any, can be in the form of cash (by telegraphic transfer) or units (by reinvestment into units of the respective Classes).

Notes: Income distribution amount (if any) for each of the Classes could be different and is subject to the sole discretion of the Manager. For RM and RM-Hedged Classes only, if income distribution earned does not exceed RM500, it will be automatically reinvested.

***Data as at (as at 31 March 2026)**

NAV Per Unit*

MYR Class MYR 1.2126

MYR-Hedged Class MYR 0.7864

Fund Size*

MYR Class MYR 0.11 million

MYR-Hedged Class MYR 0.33 million

Unit in Circulation*

MYR Class 0.09 million

MYR-Hedged Class 0.42 million

1-Year NAV High*

MYR Class MYR 1.3522 (15 Jan 2026)

MYR-Hedged Class MYR 1.0991 (15 Jan 2026)

1-Year NAV Low*

MYR Class MYR 1.0906 (09 Apr 2025)

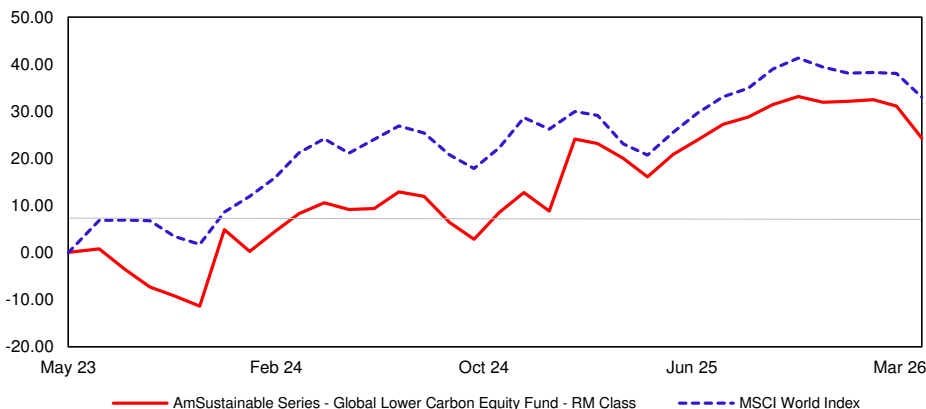
MYR-Hedged Class MYR 0.7840 (30 Mar 2026)

Source: AmFunds Management Berhad

The above fees and charges may be subject to any applicable taxes and/or duties (imposed by the Government of Malaysia which are payable by the unit holder(s) and/or the Fund (as the case may be) at the prevailing rate.

Fund Performance (as at 31 March 2026)

Cumulative performance over the period (%)



Performance Table in Share Class Currency (as at 31 March 2026)

Cumulative Return (%)	YTD	1 Month	6 Months	1 Year	3 Years	5 Years
Fund (MYR)	-5.92	-5.18	-5.45	3.56	-	-
*Benchmark (MYR)	-3.71	-3.65	-4.31	8.06	-	-
Fund (MYR-Hedged)	-7.19	-9.62	-3.86	9.26	-	-
Annualised Return (%)	3 Years	5 Years	10 Years	Since Inception		
Fund (MYR)	-	-	-	7.90		
*Benchmark (MYR)	-	-	-	10.53		
Fund (MYR-Hedged)	-	-	-	2.62		
Calendar Year Return (%)	2025	2024	2023			
Fund (MYR)	21.40	8.53	-			
*Benchmark (MYR)	9.41	12.78	-			
Fund (MYR-Hedged)	14.57	7.94	-			

*MSCI World Index

Source Benchmark: *AmFunds Management Berhad

Source Fund Return: Novagni Analytics and Advisory Sdn. Bhd.

Note : There is no record of the Fund's performance for three (3) and five (5) years as the Fund was launched in less than three (3) years.

The returns presented are net of all relevant fees, charges, and costs associated with the wholesale investment. These may include, but are not limited to, management fees, trustee fees, and other applicable charges. Over time, such fees and charges can materially reduce the overall returns on your investment.

It is important to note that the sales charge is deducted upfront and directly reduces the amount of the initial investment that is allocated to the fund, which in turn can have the effect of lowering returns to investors in the long run. These costs may be deducted from your investment amount, from the returns generated, or directly from the Fund's assets, and are reflected in the unit price (NAV per unit). This includes expenses related to the marketing and distribution of the Fund. Additionally, all fees and charges payable to the Manager and the Trustee are subject to applicable taxes and/or duties, which may vary from time to time as imposed by the government.

Given the impact these costs can have on your investment returns, investors are strongly advised to read and understand the contents of the Fund's information memorandum and consider the cumulative impact of these costs before making any investment decision.

Past performance is not necessarily indicative of future performance and that unit prices and investment returns may go down, as well up.

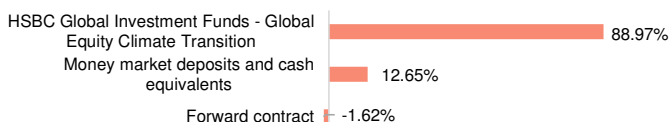
Income Distribution History

	Total Payout per unit (Sen)			Yield (%)		
	2026	2025	2024	2026	2025	2024
MYR	3.24	0.88	N/A	2.46	N/A	N/A
MYR-Hedged	23.16	7.48	N/A	21.89	7.48	N/A

Source: AmFunds Management Berhad

Historical income distribution is not indicative of future income distribution payout. The income could be in the form of units or cash. Unit prices and income distribution, if any, may rise or fall. Where an income distribution is declared, investors are advised that following the distribution the net asset value per unit will be reduced from cum-distribution NAV to ex-distribution NAV.

Asset Allocation (as at 31 March 2026)



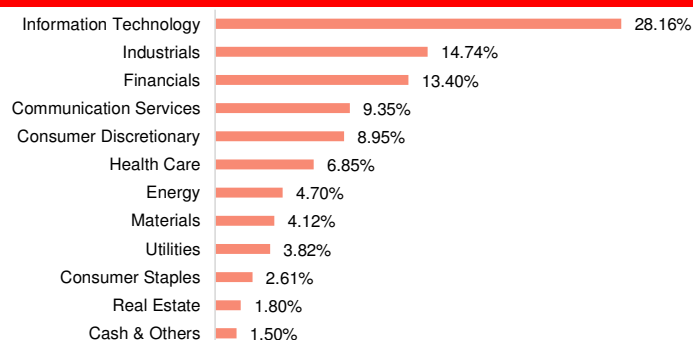
Source: AmFunds Management Berhad

Target Fund's Top 5 Holdings (as at 31 March 2026)

NVIDIA Corp	5.49%
Apple Inc	4.82%
Alphabet Inc	4.49%
Microsoft Corp	3.43%
Amazon.com Inc	1.98%

Source: HSBC Asset Management

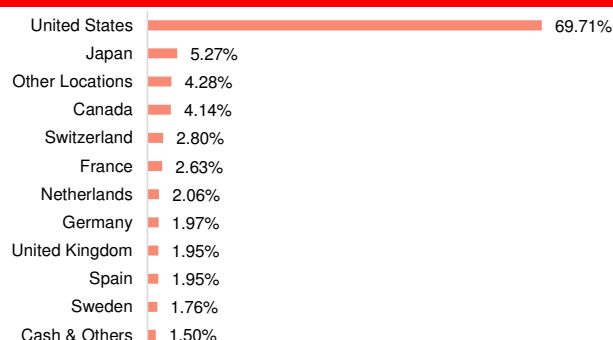
Target Fund's Sector Allocation* (as at 31 March 2026)



Source: HSBC Asset Management

*As percentage of NAV. Please note that asset exposure for the Target Fund is subject to frequent change on a daily basis.

Target Fund's Country Allocation* (as at 31 March 2026)



Source: HSBC Asset Management

Target Fund Manager's Commentary (as at 31 March 2026)

Market Review

Global equities (MSCI ACWI) experienced high volatility and fell sharply in March, declining around 7.5%, as escalating tensions in the Middle East caused a surge of more than 60% in Brent crude prices and revived inflation concerns that triggered a broad-based sell-off across regions and market caps. Developed Markets (MSCI World) also retreated by roughly ~6-6.5%, while high dividend strategies offered only partial downside protection, with the MSCI World High Dividend Yield Index declining by c.5.9%. In the US, equities also declined but outperformed most global peers in March, with the S&P 500 index falling around 5%. Large-cap held up better than mid- and small-cap stocks, but performance was weak across the market. Energy was a clear bright spot, supported by crude moving above USD 100 per barrel, while technology and other interest-rate-sensitive sectors remained under pressure amid ongoing scrutiny of AI-related capital expenditure and concerns that new AI capabilities could threaten established software business models. European and UK equities also declined in March, caught between rising energy costs and already fragile growth. The eurozone, was particularly vulnerable, with leading markets such as Germany, France and the Netherlands underperforming as the renewed energy shock fed stagflation concerns and complicated the European Central Bank's policy stance. UK equities declined in line with global developed markets, although the FTSE All-Share's significant exposure to energy and commodities provided some relative support versus continental Europe. A weaker sterling offered a partial offset for internationally exposed large caps.

Fund Commentary

In March as of month end the fund underperformed its market cap weighted index. On a portfolio level, our exposure to Value contributed to performance, while our exposures to Industry Momentum, Quality, Size, Low Carbon, and Low Risk weighed on performance.

Industries

On an industry basis, our underweight exposures to Commercial & Professional Services, Health Care Equipment & Services and Food, Beverage & Tobacco contributed to performance. Conversely, our overweight allocation to Household & Personal Products coupled with our underweight exposures to Energy and Consumer Staples Distribution & Retail weighed on performance.

Countries

On a country basis, our overweight allocations to Denmark and Norway coupled with our underweight exposure to Japan contributed to performance. Conversely, our underweight exposures to United States and Israel coupled with our overweight allocation to Spain weighed on performance.

Stock Level

On a stock level basis, our overweight allocations to Shell, Equinor and Exxon Mobil contributed to performance. Conversely, our overweight allocations to Agnico Eagle Mines, Atlas Copco Ab and 3 I Group weighed on performance.

Source: HSBC Asset Management

Disclaimer

Source: MSCI. The MSCI information may only be used for your internal use, may not be reproduced or disseminated in any form and may not be used as a basis for or a component of any financial instruments or products or indices. None of the MSCI information is intended to constitute investment advice or a recommendation to make (or refrain from making) any kind of investment decision and may not be relied on as such. Historical data and analysis should not be taken as an indication or guarantee of any future performance analysis, forecast or prediction. The MSCI information is provided on an "as is" basis and the user of this information assumes the entire risk of any use made of this information. MSCI, each of its affiliates and each other person involved in or related to compiling, computing or creating any MSCI information (collectively, the "MSCI Parties") expressly disclaims all warranties (including, without limitation, any warranties of originality, accuracy, completeness, timeliness, non-infringement, merchantability and fitness for a particular purpose) with respect to this information. Without limiting any of the foregoing, in no event shall any MSCI Party have any liability for any direct, indirect, special, incidental, punitive, consequential (including, without limitation, lost profits) or any other damages. (www.msci.com).

This advertisement material is prepared for information purposes only and may not be published, circulated, reproduced or distributed in whole or part, whether directly or indirectly, to any person without the prior written consent of AmFunds Management Berhad [198601005272 (154432-A)] ("AmInvest"). This advertisement material should not be construed as an offer or solicitation for the purchase or sale of any units in AmInvest's wholesale fund(s). Investors shall be solely responsible for using and relying on any contents in this advertisement material. AmInvest and its employees shall not be held liable to the investors for any damage, direct, indirect or consequential losses (including loss of profit), claims, actions, demands, liabilities suffered by the investors or proceedings and judgments brought or established against the investors, and costs, charges and expenses incurred by the investors or for any investment decision that the investors have made as a result of relying on the content or information in this advertisement material. Investors are advised to read and understand the contents of the Information Memorandum dated 23 May 2023 for Sustainable Series – Global Lower Carbon Equity Fund, including any supplementary made thereof from time to time ("Information Memorandum(s)") and its Product Highlights Sheet ("PHS"), obtainable at www.aminvest.com, before making an investment decision. The Information Memorandum(s) and PHS have been lodged with the Securities Commission Malaysia, who takes no responsibility for its contents. The Securities Commission Malaysia has not reviewed this advertisement material. Investors may wish to seek advice from a professional advisor before making an investment. The Fund's units will only be issued upon receipt of the complete application form accompanying the Information Memorandum(s). Past performance of the Fund is not an indication of its future performance. The Fund's unit prices and income distribution payable, if any, may rise or fall. Where a unit split/distribution is declared, investors are advised that following the issue of additional units/distribution, the Net Asset Value ("NAV") per unit will be reduced from pre-unit split NAV/cum-distribution NAV to post-unit split NAV/ex-distribution NAV. Please be advised that where a unit split is declared, the value of investor's investment in Malaysian Ringgit will remain unchanged after the distribution of the additional units. Investments in the Fund are exposed to risk of passive strategy, risk of not meeting the Fund's investment objective, currency risk, income distribution risk, liquidity risk, sustainability and responsible investment and impact risk and greenwashing risk. Please refer to the Information Memorandum(s) for detailed information on the specific risks of the fund(s). Investors are advised to consider these risks and other general risk elaborated, as well as the fees, charges and expenses involved. This advertisement material may be translated into languages other than English. In the event of any dispute or ambiguity arising out of such translated versions of this advertisement material, the English version shall prevail. AmInvest's Privacy Notice can be accessed via aminvest.com. Note: Unless stated otherwise, all fees, charges and/or expenses disclosed in this material are exclusive by way of example and not limitation: goods and services tax, value added tax, consumption tax, levies, duties and other taxes as may be imposed by the Government of Malaysia from time to time (collectively known as "Taxes"). If these fees, charges and/or expenses are subject to any Taxes, such Taxes shall be borne and payable by the Unit Holders and/or the Fund (as the case may be) at the prevailing rate, including any increase or decrease to the rate, in addition to the fees, charges and/or expenses stated herein. Privacy Notice: AmFunds Management Berhad [Company Registration: 198601005272 (154432-A)] issued its Privacy Notice as required by Personal Data Protection Act 2010, which details the use and processing of your personal information by AmFunds Management Berhad. The Privacy Notice can be accessed via www.aminvest.com and is also available at our head office. If you have any queries in relation to the Privacy Notice of AmFunds Management Berhad, please feel free to contact our Customer Service Representative at Tel: +603 2032 2888 OR e-mail: enquiries@aminvest.com.