

Fund Overview

Investment Objective

AmEuropean Equity Alpha (formerly known as European Equity Alpha) (the "Fund") seeks to provide capital growth primarily through investment in equities and equity-related securities of European companies.

The Fund is suitable for investors:

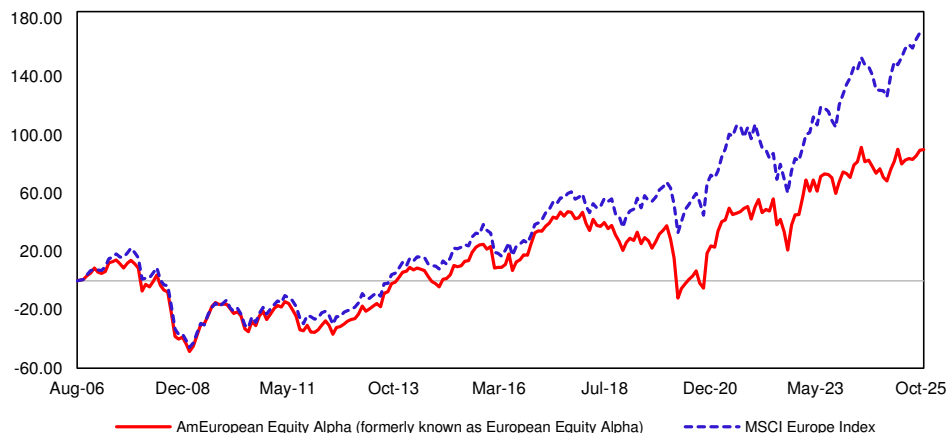
- seeking access to European growth prospects;
- seeking attractive potential long-term* returns from European equities; and
- seeking to diversify and away from domestic, Asian and US equities.

Note: *Long-term refers to a period of at least five (5) years.

Any material change to the investment objective of the Fund would require Unit Holders' approval.

Fund Performance (as at 31 October 2025)

Cumulative performance over the period (%)



Performance Table (as at 31 October 2025)

Cumulative Return (%)	YTD	1 Month	6 Months	1 Year	3 Years	5 Years
Fund	12.79	0.21	5.44	7.42	37.51	100.27
*Benchmark	19.37	-0.04	6.67	17.07	53.95	86.36
Annualised Return (%)	3 Years	5 Years	10 Years	Since Inception		
Fund	11.20	14.90	4.28	3.40		
*Benchmark	15.45	13.25	6.90	5.48		
Calendar Year Return (%)	2024	2023	2022	2021	2020	
Fund	-3.58	20.25	-3.53	21.50	-10.00	
*Benchmark	-0.75	25.09	-12.06	20.18	2.91	

*MSCI Europe Index

Source Benchmark: *AmFunds Management Berhad

Source Fund Return : Novagni Analytics and Advisory Sdn. Bhd.

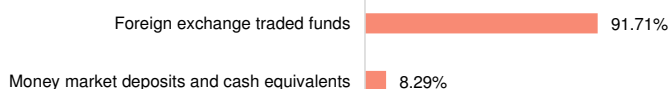
The returns presented are net of all relevant fees, charges, and costs associated with the unit trust investment. These may include, but are not limited to, management fees, trustee fees, and other applicable charges. Over time, such fees and charges can materially reduce the overall returns on your investment.

It is important to note that the sales charge is deducted upfront and directly reduces the amount of the initial investment that is allocated to the fund, which in turn can have the effect of lowering returns to investors in the long run. These costs may be deducted from your investment amount, from the returns generated, or directly from the Fund's assets, and are reflected in the unit price (NAV per unit). This includes expenses related to the marketing and distribution of the Fund. Additionally, all fees and charges payable to the Manager and the Trustee are subject to applicable taxes and/or duties, which may vary from time to time as imposed by the government.

Given the impact these costs can have on your investment returns, investors are strongly advised to read and understand the contents of the Fund's prospectus and consider the cumulative impact of these costs before making any investment decision.

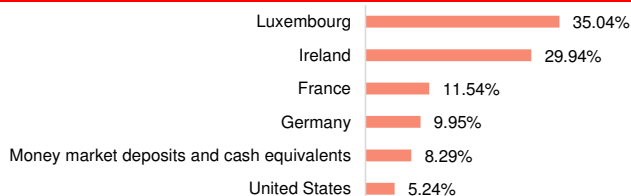
Past performance is not necessarily indicative of future performance and that unit prices and investment returns may go down, as well up.

Asset Allocation (as at 31 October 2025)



Source: AmFunds Management Berhad

Country Allocation* (as at 31 October 2025)



Source: AmFunds Management Berhad

Fund Facts

Fund Category / Type

Equity / Growth

Base Currency

MYR

Investment Manager

AmFunds Management Berhad

Launch Date

08 August 2006

Initial Offer Price

MYR 1.0000

Minimum Initial Investment

MYR 1,000

Minimum Additional Investment

MYR 500

Annual Management Fee

Up to 1.50% per annum of the NAV of the Fund

Annual Trustee Fee

Up to 0.07% p.a. of the NAV of the Fund

Entry Charge

Up to 5.00% of the NAV per unit of the Fund

Exit Fee

Nil

Redemption Payment Period

The redemption proceeds will be paid to investors within seven (7) Business Days of receiving the redemption request.

Income Distribution

Distribution (if any) is at the Manager's discretion.

*Data as at (as at 31 October 2025)

NAV Per Unit* MYR 1.2340

Fund Size* MYR 12.89 million

Unit in Circulation* 10.45 million

1- Year NAV High* MYR 1.3047 (04 Nov 2024)

1- Year NAV Low* MYR 1.0853 (09 Apr 2025)

Source: AmFunds Management Berhad

The above fees and charges may be subject to any applicable taxes and/or duties (imposed by the Government of Malaysia which are payable by the unit holder(s) and/or the Fund (as the case may be) at the prevailing rate.

Income Distribution History

Year	Total Payout per unit (Sen)	Yield (%)
2025	15.42	12.21
2024	N/A	N/A
2023	21.96	17.38
2022	11.33	8.41
2021	N/A	N/A

Source: AmFunds Management Berhad

Historical income distribution is not indicative of future income distribution payout. The income could be in the form of units or cash. Unit prices and income distribution, if any, may rise or fall. Where an income distribution is declared, investors are advised that following the distribution the net asset value per unit will be reduced from cum-distribution NAV to ex-distribution NAV.

Top 5 Holdings (as at 31 October 2025)

Xtrackers MSCI Europe UCITS ETF	15.17%
iShares Core Euro Stoxx 50 UCITS ETF Eur (Acc)	15.02%
Vanguard FTSE Developed Europe UCITS ETF EUR Distributing	14.91%
Xtrackers Euro Stoxx 50 UCITS ETF 1D	14.91%
Amundi ETF DAX UCITS ETF DR C/D	9.51%

Source: AmFunds Management Berhad

Disclaimer

Source: MSCI. The MSCI information may only be used for your internal use, may not be reproduced or disseminated in any form and may not be used as a basis for or a component of any financial instruments or products or indices. None of the MSCI information is intended to constitute investment advice or a recommendation to make (or refrain from making) any kind of investment decision and may not be relied on as such. Historical data and analysis should not be taken as an indication or guarantee of any future performance analysis, forecast or prediction. The MSCI information is provided on an "as is" basis and the user of this information assumes the entire risk of any use made of this information. MSCI, each of its affiliates and each other person involved in or related to compiling, computing or creating any MSCI information (collectively, the "MSCI Parties") expressly disclaims all warranties (including, without limitation, any warranties of originality, accuracy, completeness, timeliness, non-infringement, merchantability and fitness for a particular purpose) with respect to this information. Without limiting any of the foregoing, in no event shall any MSCI Party have any liability for any direct, indirect, special, incidental, punitive, consequential (including, without limitation, lost profits) or any other damages. (www.msci.com).

Based on the Fund's portfolio returns as at 31 October 2025, the Volatility Factor ("VF") for this Fund is 13.2 and is classified as "High" (Source: Lipper). "High" includes funds with VF that are higher than 10.535 and lower than 14.110 (Source: Lipper). The VF means there is a possibility for the Fund in generating an upside return or downside return around this VF. The Volatility Class ("VC") is assigned by Lipper based on quintile ranks of VF for qualified funds. VF is subject to monthly revision and VC will be revised every six months. The Fund's portfolio may have changed since this date and there is no guarantee that the Fund will continue to have the same VF or VC in the future. Presently, only funds launched in the market for at least 36 months will display the VF and its VC.

This advertisement material is prepared for information purposes only and may not be published, circulated, reproduced or distributed in whole or part, whether directly or indirectly, to any person without the prior written consent of AmFunds Management Berhad [198601005272 (154432-A)] ("AmInvest"). This advertisement material should not be construed as an offer or solicitation for the purchase or sale of any units in AmInvest's unit trust fund(s). Investors shall be solely responsible for using and relying on any contents in this advertisement material. AmInvest and its employees shall not be held liable to the investors for any damage, direct, indirect or consequential losses (including loss of profit), claims, actions, demands, liabilities suffered by the investors or proceedings and judgments brought or established against the investors, and costs, charges and expenses incurred by the investors or for any investment decision that the investors have made as a result of relying on the content or information in this advertisement material. Investors are advised to read and understand the contents of the Master Prospectus dated 10 September 2017, including any supplementary made thereof from time to time ("Prospectus(es)") and its Product Highlights Sheet ("PHS"), obtainable at www.aminvest.com, before making an investment decision. The Prospectus(es) and PHS have been registered with the Securities Commission Malaysia, who takes no responsibility for its contents. The Securities Commission Malaysia has not reviewed this advertisement material. Investors may wish to seek advice from a professional advisor before making an investment. The Fund's units will only be issued upon receipt of the complete application form accompanying the Prospectus(es). Past performance of the Fund is not an indication of its future performance. The Fund's unit prices and income distribution payable, if any, may rise or fall. Where a unit split/distribution is declared, investors are advised that following the issue of additional units/distribution, the Net Asset Value ("NAV") per unit will be reduced from pre-unit split NAV/cum-distribution NAV to post-unit split NAV/ex-distribution NAV. Please be advised that where a unit split is declared, the value of investor's investment in Malaysian Ringgit will remain unchanged after the distribution of the additional units. Investments in the Fund are exposed to stocks specific risk, liquidity risk, currency risk, concentration risk, risk associated with investments in equity-related securities, counterparty credit risk, credit and default risk. Please refer to the Prospectus(es) for detailed information on the specific risks of the fund(s). Investors are advised to consider these risks and other general risk elaborated, as well as the fees, charges and expenses involved. This advertisement material may be translated into languages other than English. In the event of any dispute or ambiguity arising out of such translated versions of this advertisement material, the English version shall prevail. AmInvest's Privacy Notice can be accessed via aminvest.com. Note: Unless stated otherwise, all fees, charges and/or expenses disclosed in this material are exclusive by way of example and not limitation; goods and services tax, value added tax, consumption tax, levies, duties and other taxes as may be imposed by the Government of Malaysia from time to time (collectively known as "Taxes"). If these fees, charges and/or expenses are subject to any Taxes, such Taxes shall be borne and payable by the Unit Holders and/or the Fund (as the case may be) at the prevailing rate, including any increase or decrease to the rate, in addition to the fees, charges and/or expenses stated herein. Privacy Notice: AmFunds Management Berhad [Company Registration: 198601005272 (154432-A)] issued its Privacy Notice as required by Personal Data Protection Act 2010, which details the use and processing of your personal information by AmFunds Management Berhad. The Privacy Notice can be accessed via www.aminvest.com and is also available at our head office. If you have any queries in relation to the Privacy Notice of AmFunds Management Berhad, please feel free to contact our Customer Service Representative at Tel: +603 2032 2888 OR e-mail: enquiries@aminvest.com.