

Fund Overview

Investment Objective

AmGlobal Agribusiness (formerly known as Global Agribusiness) (the "Fund") aims to gain the greatest possible return on investments by investing in global agribusiness equities from agricultural commodities to consumer products.

The Fund is suitable for investors:

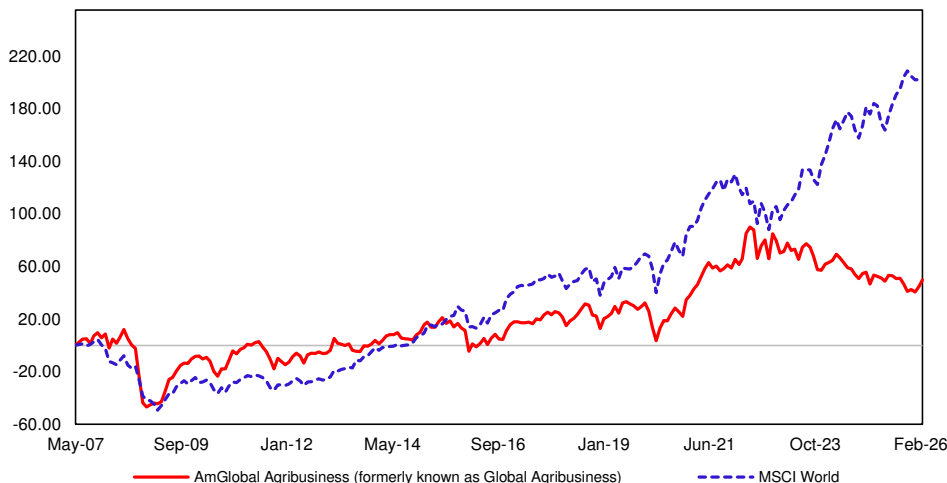
- seeking potential long-term* capital appreciation; and
- seeking potential growth by capturing value via investing in global agribusiness.

Note: *Long-term refers to a period of at least five (5) years.

Any material change to the investment objective of the Fund would require Unit Holders' approval.

Fund Performance (as at 28 February 2026)

Cumulative performance over the period (%)



Performance Table (as at 28 February 2026)

Cumulative Return (%)	YTD	1 Month	6 Months	1 Year	3 Years	5 Years
Fund	6.50	3.56	-0.81	-1.76	-15.76	2.45
*Benchmark	-0.07	-0.17	2.32	6.86	45.87	54.62

Annualised Return (%)	3 Years	5 Years	10 Years	Since Inception
Fund	-5.55	0.49	4.00	2.23
*Benchmark	13.40	9.10	10.18	6.11

Calendar Year Return (%)	2025	2024	2023	2022	2021
Fund	-4.15	-9.29	-5.01	2.92	19.79
*Benchmark	9.41	12.78	25.14	-15.04	20.79

Source Benchmark: *AmFunds Management Berhad
Source Fund Return : Novagni Analytics and Advisory Sdn. Bhd.

The returns presented are net of all relevant fees, charges, and costs associated with the unit trust investment. These may include, but are not limited to, management fees, trustee fees, and other applicable charges. Over time, such fees and charges can materially reduce the overall returns on your investment.

It is important to note that the sales charge is deducted upfront and directly reduces the amount of the initial investment that is allocated to the fund, which in turn can have the effect of lowering returns to investors in the long run. These costs may be deducted from your investment amount, from the returns generated, or directly from the Fund's assets, and are reflected in the unit price (NAV per unit). This includes expenses related to the marketing and distribution of the Fund. Additionally, all fees and charges payable to the Manager and the Trustee are subject to applicable taxes and/or duties, which may vary from time to time as imposed by the government.

Given the impact these costs can have on your investment returns, investors are strongly advised to read and understand the contents of the Fund's prospectus and consider the cumulative impact of these costs before making any investment decision.

Past performance is not necessarily indicative of future performance and that unit prices and investment returns may go down, as well up.

Asset Allocation (as at 28 February 2026)



Source: AmFunds Management Berhad

Fund Facts

Fund Category / Type

Feeder (Global equity) / Growth

Base Currency

MYR

Investment Manager

AmFunds Management Berhad

Launch Date

03 May 2007

Initial Offer Price

MYR 1.0000

Minimum Initial Investment

MYR 1,000

Minimum Additional Investment

MYR 500

Annual Management Fee

Up to 1.80% p.a. of the NAV of the Target Fund

Annual Trustee Fee

Up to 0.08% p.a. of the NAV of the Fund

Entry Charge

Up to 5.00% of NAV per unit of the Fund

Exit Fee

Nil

Redemption Payment Period

Within five (5) Business Days of receiving the redemption proceeds from the Target Funds.

Income Distribution

Income distribution (if any) is incidental

*Data as at (as at 28 February 2026)

NAV Per Unit* MYR 1.4428

Fund Size* MYR 12.67 million

Unit in Circulation* 8.78 million

1- Year NAV High* MYR 1.5048 (16 Jun 2025)

1- Year NAV Low* MYR 1.3308 (21 Nov 2025)

Source: AmFunds Management Berhad

The above fees and charges may be subject to any applicable taxes and/or duties (imposed by the Government of Malaysia which are payable by the unit holder(s) and/or the Fund (as the case may be) at the prevailing rate.

Income Distribution History

Year	Total Payout per unit (Sen)	Yield (%)
2023	0.06	0.03
2022	N/A	N/A
2021	N/A	N/A
2020	N/A	N/A
2019	N/A	N/A

Source: AmFunds Management Berhad

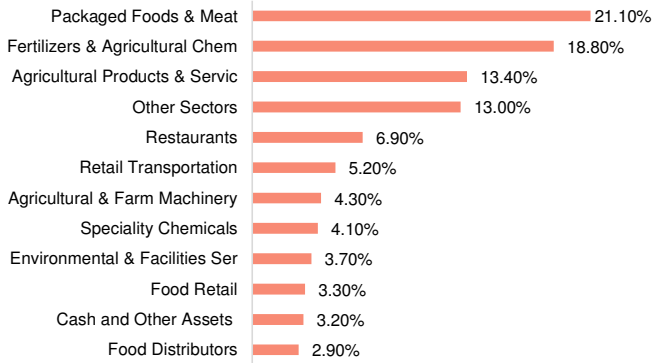
Historical income distribution is not indicative of future income distribution payout. The income could be in the form of units or cash. Unit prices and income distribution, if any, may rise or fall. Where an income distribution is declared, investors are advised that following the distribution the net asset value per unit will be reduced from cum-distribution NAV to ex-distribution NAV.

Target Fund's Top 5 Holdings (as at 28 February 2026)

Nutrien Ltd	4.10%
McDonald's Corp	4.00%
Corteva Inc	3.70%
Waste Management Inc	3.70%
CF Industries Holdings Inc	3.70%

Source: DWS

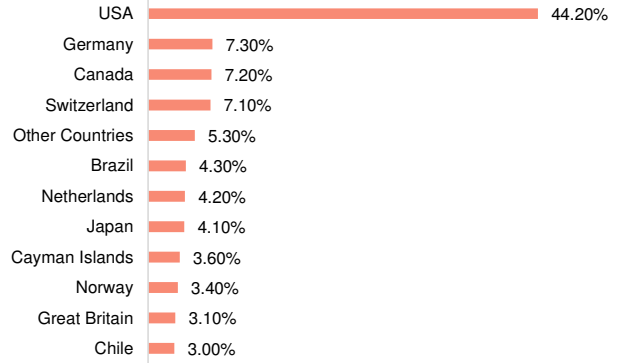
Target Fund's Sector Allocation* (as at 28 February 2026)



Source: DWS

*As percentage of NAV. Please note that asset exposure for the Target Fund is subject to frequent change on a daily basis.

Target Fund's Country Allocation* (as at 28 February 2026)



Source: DWS

Target Fund Manager's Commentary (as at 28 February 2026)

In the beginning of 2026, our investment strategy stays the same, the broadened investment universe of the Target Fund provides many investment opportunities along the full value chain within Agribusiness. This includes not only traditional agricultural sectors as seed & crop protection producers, fertilizer, or ag equipment companies, but also more remote sectors like restaurants, food companies, supermarkets, online food delivery, protein producers and beyond (e.g. chicken, beef, pork, and plant-based alternatives) or aquaculture. These are less or sometimes negatively correlated with the traditional Agribusiness equities and should therefore perform independently of grain commodity prices. Currently we have a balanced approach between upstream and downstream.

A notable theme through 2025 has been the widespread assumption of rising agricultural commodity availability, shifting rapidly from a narrative of food insecurity in 2022/23, to one of perceived abundance in 2025/26. At the world / world-ex China level, our balances have not supported the message of abundant availability, which is more closely reflective of US row crop availability largely due to US tariffs and trade disruptions.

Global stock-to-use rations are expected to remain rel. low in 2026/27 and 2027/28, declining from levels in 2025/26. This declining availability base, driven by low producer margins, raises the sensitivity and price volatility to supply-side disruptions. An improvement in producer production margins off the current low to negative base, alongside favorable growing conditions, would alter this outlook and offer an improved supply-side picture.

Besides fundamentals in Agribusiness, the PM team is convinced that whenever there will be a sector rotation within the equity markets from the dominance of AI related names towards other neglected areas like Agribusiness, the strategy should have a high probability of a performance comeback. Overall feeding the world will stay an important investment topic which will not go away, in the end eating and drinking is a key necessary for the human mankind and cannot be disrupted by AI.

(All performance in USD) Past performance is not a reliable indicator of future returns. Forecasts are not a reliable indicator of future returns. Forecasts are based on assumptions, estimates, views and hypothetical models or analyses, which might prove inaccurate or incorrect.

Source: DWS

Disclaimer

Source: MSCI. The MSCI information may only be used for your internal use, may not be reproduced or redisseminated in any form and may not be used as a basis for or a component of any financial instruments or products or indices. None of the MSCI information is intended to constitute investment advice or a recommendation to make (or refrain from making) any kind of investment decision and may not be relied on as such. Historical data and analysis should not be taken as an indication or guarantee of any future performance analysis, forecast or prediction. The MSCI information is provided on an "as is" basis and the user of this information assumes the entire risk of any use made of this information. MSCI, each of its affiliates and each other person involved in or related to compiling, computing or creating any MSCI information (collectively, the "MSCI Parties") expressly disclaims all warranties (including, without limitation, any warranties of originality, accuracy, completeness, timeliness, non-infringement, merchantability and fitness for a particular purpose) with respect to this information. Without limiting any of the foregoing, in no event shall any MSCI Party have any liability for any direct, indirect, special, incidental, punitive, consequential (including, without limitation, lost profits) or any other damages. (www.msci.com).

Based on the Fund's portfolio returns as at 28 February 2026, the Volatility Factor ("VF") for this Fund is 9.7 and is classified as "Moderate" (Source: Lipper). "Moderate" includes funds with VF that are higher than 7.705 and lower than 10.245 (Source: Lipper). The VF means there is a possibility for the Fund in generating an upside return or downside return around this VF. The Volatility Class ("VC") is assigned by Lipper based on quintile ranks of VF for qualified funds. VF is subject to monthly revision and VC will be revised every six months. The Fund's portfolio may have changed since this date and there is no guarantee that the Fund will continue to have the same VF or VC in the future. Presently, only funds launched in the market for at least 36 months will display the VF and its VC.

This advertisement material is prepared for information purposes only and may not be published, circulated, reproduced or distributed in whole or part, whether directly or indirectly, to any person without the prior written consent of AmFunds Management Berhad [198601005272 (154432-A)] ("AmInvest"). This advertisement material should not be construed as an offer or solicitation for the purchase or sale of any units in AmInvest's unit trust fund(s). Investors shall be solely responsible for using and relying on any contents in this advertisement material. AmInvest and its employees shall not be held liable to the investors for any damage, direct, indirect or consequential losses (including loss of profit), claims, actions, demands, liabilities suffered by the investors or proceedings and judgments brought or established against the investors, and costs, charges and expenses incurred by the investors or for any investment decision that the investors have made as a result of relying on the content or information in this advertisement material. Investors are advised to read and understand the contents of the Master Prospectus dated 10 September 2017, including any supplementary made thereof from time to time ("Prospectus(es)") and its Product Highlights Sheet ("PHS"), obtainable at www.aminvest.com, before making an investment decision. The Prospectus(es) and PHS have been registered with the Securities Commission Malaysia, who takes no responsibility for its contents. The Securities Commission Malaysia has not reviewed this advertisement material. Investors may wish to seek advice from a professional advisor before making an investment. The Fund's units will only be issued upon receipt of the complete application form accompanying the Prospectus(es). Past performance of the Fund is not an indication of its future performance. The Fund's unit prices and income distribution payable, if any, may rise or fall. Where a unit split/distribution is declared, investors are advised that following the issue of additional units/distribution, the Net Asset Value ("NAV") per unit will be reduced from pre-unit split NAV/cum-distribution NAV to post-unit split NAV/ex-distribution NAV. Please be advised that where a unit split is declared, the value of investor's investment in Malaysian Ringgit will remain unchanged after the distribution of the additional units. Investments in the Fund are exposed to industry specific risk, currency risk, risk of a passive strategy, risk of not meeting the Fund's investment objective and counterparty credit risk. Please refer to the Prospectus(es) for detailed information on the specific risks of the fund(s). Investors are advised to consider these risks and other general risk elaborated, as well as the fees, charges and expenses involved. This advertisement material may be translated into languages other than English. In the event of any dispute or ambiguity arising out of such translated versions of this advertisement material, the English version shall prevail. AmInvest's Privacy Notice can be accessed via aminvest.com. Note: Unless stated otherwise, all fees, charges and/or expenses disclosed in this material are exclusive by way of example and not limitation; goods and services tax, value added tax, consumption tax, levies, duties and other taxes as may be imposed by the Government of Malaysia from time to time (collectively known as "Taxes"). If these fees, charges and/or expenses are subject to any Taxes, such Taxes shall be borne and payable by the Unit Holders and/or the Fund (as the case may be) at the prevailing rate, including any increase or decrease to the rate, in addition to the fees, charges and/or expenses stated herein. Privacy Notice: AmFunds Management Berhad [Company Registration: 198601005272 (154432-A)] issued its Privacy Notice as required by Personal Data Protection Act 2010, which details the use and processing of your personal information by AmFunds Management Berhad. The Privacy Notice can be accessed via www.aminvest.com and is also available at our head office. If you have any queries in relation to the Privacy Notice of AmFunds Management Berhad, please feel free to contact our Customer Service Representative at Tel: +603 2032 2888 OR e-mail: enquiries@aminvest.com.