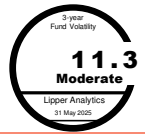




Fund Factsheet June 2025

Global Islamic Equity



Fund Overview

Investment Objective

Global Islamic Equity (the "Fund") seeks to achieve moderate capital and income* appreciation over a medium to long-term** by investing in shares of global Shariah-compliant companies.

The Fund is suitable for investors seeking:

- a globally diversified portfolio with an investment strategy that conforms to the principles of Shariah;
- medium to long-term** capital appreciation;
- potential positive return through a regular flow of "halal" income*.

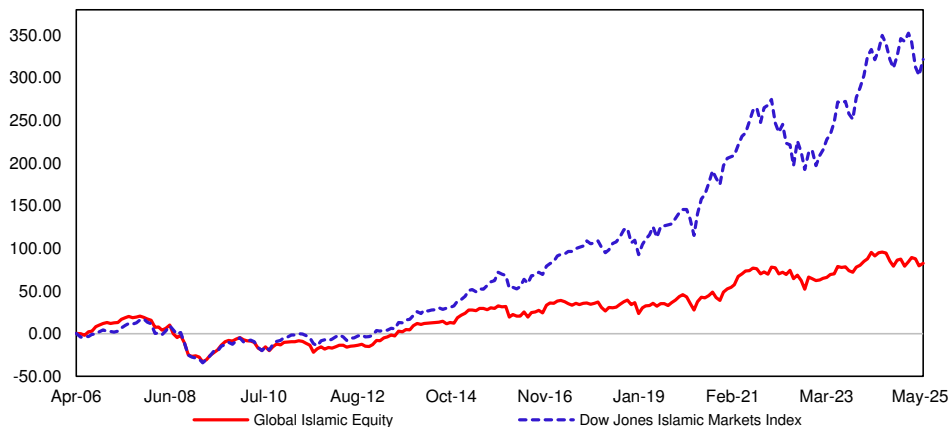
Note: *The income could be in the form of units or cash.

**Medium to long-term refers to a period of at least three (3) years.

Any material change to the investment objective of the Fund would require Unit Holders' approval.

Fund Performance (as at 31 May 2025)

Cumulative performance over the period (%)



Past performance is not necessarily indicative of future performance. Unit prices and investment returns may go down as well as up.

Source: AmFunds Management Berhad

Performance Table (as at 31 May 2025)

Cumulative Return (%)	YTD	1 Month	6 Months	1 Year	3 Years	5 Years
Fund	1.92	1.58	-2.73	-6.34	4.65	27.71
*Benchmark	-4.70	4.68	-5.45	-2.60	31.25	63.70
Annualised Return (%)	3 Years	5 Years	10 Years	Since Inception		
Fund	1.53	5.01	3.48	3.19		
*Benchmark	9.48	10.35	10.73	7.72		
Calendar Year Return (%)	2024	2023	2022	2021	2020	
Fund	-0.68	11.19	-9.01	16.92	4.61	
*Benchmark	13.86	30.86	-20.68	22.53	24.51	

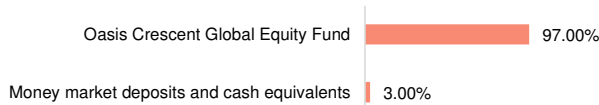
*Dow Jones Islamic Markets Index

Source Benchmark: *AmFunds Management Berhad

Source Fund Return: Novagni Analytics and Advisory Sdn. Bhd.

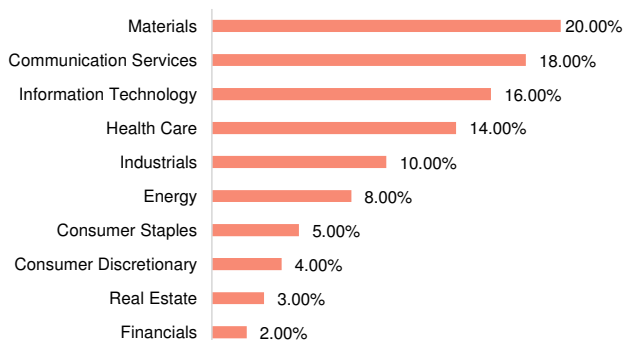
Past performance is not necessarily indicative of future performance. The performance is calculated based on NAV-to-NAV using Time Weighted Rate of Return ("TWRR") method.

Asset Allocation (as at 31 May 2025)



Source: AmFunds Management Berhad

Target Fund's Sector Allocation* (as at 31 May 2025)



Source: Oasis Research; Bloomberg

*As percentage of NAV. Please note that asset exposure for the Target Fund is subject to frequent change on a daily basis.

Fund Facts

Fund Category / Type

Feeder Fund (Global Islamic equity) / Capital growth

Base Currency

MYR

Investment Manager

AmIslamic Funds Management Sdn Bhd

Launch Date

21 April 2006

Initial Offer Price

MYR 1.0000

Minimum Initial Investment

MYR 1,000

Minimum Additional Investment

MYR 500

Annual Management Fee

Effective 1.80% p.a. of the NAV of the Fund

Annual Trustee Fee

Up to 0.07% p.a. of the NAV of the Fund

Entry Charge

Up to 5.00% of the NAV per unit for cash sales

Exit Fee

Nil

Redemption Payment Period

Within five (5) Business Days of receiving the redemption proceeds from the Target Funds.

Income Distribution

Subject to the availability of income, distribution will be made at least once every year.

*Data as at (as at 31 May 2025)

NAV Per Unit* MYR 1.1563

Fund Size* MYR 6.82 million

Unit in Circulation* 5.90 million

1- Year NAV High* MYR 1.3390 (16 Jul 2024)

1- Year NAV Low* MYR 1.0989 (08 Apr 2025)

Source: AmFunds Management Berhad

The above fees and charges may be subject to any applicable taxes and/or duties (imposed by the Government of Malaysia which are payable by the unit holder(s) and/or the Fund (as the case may be) at the prevailing rate.

Income Distribution History

Year	Total Payout per unit (Sen)	Yield (%)
2024	6.33	5.30
2023	N/A	N/A
2022	N/A	N/A
2021	N/A	N/A
2020	0.29	0.32

Source: AmFunds Management Berhad

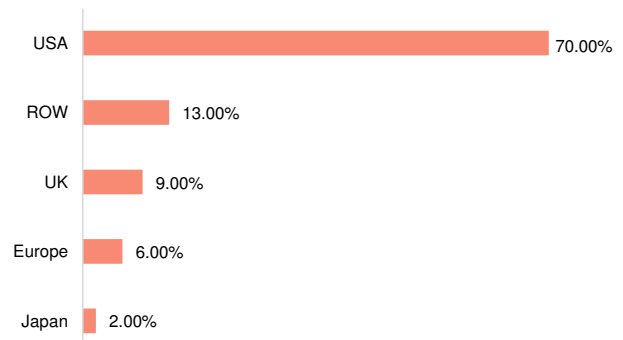
Historical income distribution is not indicative of future income distribution payout. The income could be in the form of units or cash. Unit prices and income distribution, if any, may rise or fall. Where an income distribution is declared, investors are advised that following the distribution the net asset value per unit will be reduced from cum-distribution NAV to ex-distribution NAV.

Target Fund's Top 5 Holdings

Verizon Communications	4.75%
ChevronTexaco Corp Com	4.42%
Johnson & Johnson	4.37%
Samsung Electronics	4.25%
AT & T Inc	3.82%

Source: *Oasis Crescent Global Investment Funds (UK) ICVC Financial Statements for the year ended 31 March 2024

Target Fund's Country Allocation* (as at 31 May 2025)



Source: Oasis Research; Bloomberg

The IMF updated its forecast for economic growth in January 2025, with the Global economy expected to grow at a steady state of 3.3 % in both 2025 and 2026, supported by declining interest rates, fiscal stimulus and consumption expenditure underpinned by real wage growth. However, this will all change. The new USA administration ramped up talks of tariffs as soon as they entered power, announcing 25% tariffs on automobile, steel, and aluminium imports, with tariff day announced for 2 April 2025. On this day it announced baseline tariffs of 10% affecting countries like the UK, Saudi Arabia, UAE and reciprocal tariffs on major trading partners including 34% for China, 26% for India, 24% for Japan and 20% for Euro Area, with even higher tariffs on lesser developed countries like 50% on Lesotho, 46% on Vietnam, 40% on Mauritius and 37% on Bangladesh.

China has swiftly responded with 34% reciprocal tariffs on USA imports and have placed controls on important rare earth commodities vital in the production of many goods. Most countries have threatened to respond with their own tariffs on the USA, resulting in a full-blown trade war. If the tariffs are fully implemented, global trade will drop significantly, mergers and acquisition activity will grind to a halt, capital investment outside the USA will fall and inflation will pick up, with lower economic growth, especially amongst the most indebted nations. With most countries having very high fiscal deficits, rising debt, ageing population, increasing interest costs and defense spending are putting budgets under further pressure, with higher deficits or crowding out other expenditure like social security and healthcare. The New USA Administration has adopted an aggressive cost reduction plan of at least \$1T as it tries to address the fiscal deficit of \$2T or 6% of GDP and \$36T of National Debt. However, it is likely that these "savings" will be given away as tax cuts rather than reducing budget deficits and slowing the debt trajectory.

Outside the USA, most countries will try and support their economies and businesses with fiscal support, putting further pressure on their national debt levels and deficits. In the last major economic and financial market dislocations, the global financial crisis (2008) and Covid-pandemic (2020), economies were supported by massive Fiscal and Monetary stimulus (including lower interest rates and quantitative easing). This time round, with government balance sheets constrained, and tariffs fuelling inflation risk, it is unlikely that Fiscal and Monetary policy will provide a major underpin to the economy and financial markets. The next while requires steady heads and Statesmen to see us through this period of extreme uncertainty.

Global equities retraced most of the gains during the quarter due to the economic uncertainty affecting financial markets with MSCI ACWI Islamic Index having negative returns of -3.7% and -3.0% for the year and quarter ending 31 March 2025. With historically expensive markets, technology and stocks most affected by trade wars, bearing the brunt of the decline. The Nasdaq was amongst the biggest decliners with negative returns of -11.7 % for the March quarter, with cheap, domestically focused, consumer staples and gold equities outperforming. At the end of March 2025 the valuations remain very expensive with PE's on Nasdaq (28.6) and equities like Tesla (118), Nvidia (36.9) and Apple (31.9), with significant downside risk on earnings. Post quarter end this trend has continued with a widespread selloff. As of 4 April 2025, these Indices and equities are down from their recent highs, Nasdaq -22.7%, Tesla -50.1%. Nvidia -36.9% and Apple -27.2%, with further significant downside risk.

The Oasis Crescent Global Equity Fund had a good quarter and year, with returns of 5.8% and 2.2% outperforming by 8.8% and 5.9% respectively. The funds exposure to market leading domestic equities, low-cost gold equities in favorable jurisdictions and low exposure to expensive technology and sectors exposed to global trade have positioned it to navigate these difficult times. Since inception the fund has delivered an annual return of 6.3% p.a. relative to its benchmark of 3.2% p.a. outperforming by 3.1% p.a. at lower risk than the benchmark with a Sharpe ratio of 0.29 versus 0.07 respectively and a downside correlation of 78% over 115 bear months in the funds 292 month history.

Source: Oasis Research, Bloomberg statistics, IMF World Economic Outlook

Disclaimer

The Dow Jones Islamic Markets Index is a product of S&P Dow Jones Indices LLC ("SPDJI"), and has been licensed for use by AmFunds Management Berhad. S&P® is a registered trademark of S&P Global ("S&P"); Dow Jones® is a registered trademark of Dow Jones Trademark Holdings LLC ("Dow Jones"); Global Islamic Equity is not sponsored, endorsed, sold or promoted by SPDJI, Dow Jones, S&P, their respective affiliates and none of such parties make any representation regarding the advisability of investing in such product(s) nor do they have any liability for any errors, omissions, or interruptions of the Dow Jones Islamic Markets Index.

Based on the Fund's portfolio returns as at 31 May 2025, the Volatility Factor ("VF") for this Fund is 11.3 and is classified as "Moderate" (Source: Lipper). "Moderate" includes funds with VF that are higher than 9.175 and lower than 12.015 (Source: Lipper). The VF means there is a possibility for the Fund in generating an upside return or downside return around this VF. The Volatility Class ("VC") is assigned by Lipper based on quintile ranks of VF for qualified funds. VF is subject to monthly revision and VC will be revised every six months. The Fund's portfolio may have changed since this date and there is no guarantee that the Fund will continue to have the same VF or VC in the future. Presently, only funds launched in the market for at least 36 months will display the VF and its VC.

This advertisement material is prepared for information purposes only and may not be published, circulated, reproduced or distributed in whole or part, whether directly or indirectly, to any person without the prior written consent of AmFunds Management Berhad [198601005272 (154432-A)] ("AmInvest"). This advertisement material should not be construed as an offer or solicitation for the purchase or sale of any units in AmInvest's unit trust fund(s). Investors shall be solely responsible for using and relying on any contents in this advertisement material. AmInvest and its employees shall not be held liable to the investors for any damage, direct, indirect or consequential losses (including loss of profit), claims, actions, demands, liabilities suffered by the investors or proceedings and judgments brought or established against the investors, and costs, charges and expenses incurred by the investors or for any investment decision that the investors have made as a result of relying on the content or information in this advertisement material. Investors are advised to read and understand the contents of the Master Prospectus dated 10 September 2017, including any supplementary made thereof from time to time ("Prospectus(es)") and its Product Highlights Sheet ("PHS"), obtainable at www.aminvest.com, before making an investment decision. The Prospectus(es) and PHS have been registered with the Securities Commission Malaysia, who takes no responsibility for its contents. The Securities Commission Malaysia has not reviewed this advertisement material. Investors may wish to seek advice from a professional advisor before making an investment. The Fund's units will only be issued upon receipt of the complete application form accompanying the Prospectus(es). Past performance of the Fund is not an indication of its future performance. The Fund's unit prices and income distribution payable, if any, may rise or fall. Where a unit split/distribution is declared, investors are advised that following the issue of additional units/distribution, the Net Asset Value ("NAV") per unit will be reduced from pre-unit split NAV/cum-distribution NAV to post-unit split NAV/ex-distribution NAV. Please be advised that where a unit split is declared, the value of investor's investment in Malaysian Ringgit will remain unchanged after the distribution of the additional units. Investments in the Fund are exposed to currency risk, risk of a passive strategy, risk of not meeting the Fund's investment objective, Shariah non-compliance risk and counterparty credit risk. Please refer to the Prospectus(es) for detailed information on the specific risks of the fund(s). Investors are advised to consider these risks and other general risk elaborated, as well as the fees, charges and expenses involved. While our Shariah-compliant fund(s) have been structured to conform to Shariah principles, investors should seek their own independent Shariah advice prior to investing in any of our Shariah-compliant fund(s). This advertisement material may be translated into languages other than English. In the event of any dispute or ambiguity arising out of such translated versions of this advertisement material, the English version shall prevail. AmInvest's Privacy Notice can be accessed via aminvest.com. Note: Unless stated otherwise, all fees, charges and/or expenses disclosed in this material are exclusive by way of example and not limitation; goods and services tax, value added tax, consumption tax, levies, duties and other taxes as may be imposed by the Government of Malaysia from time to time (collectively known as "Taxes"). If these fees, charges and/or expenses are subject to any Taxes, such Taxes shall be borne and payable by the Unit Holders and/or the Fund (as the case may be) at the prevailing rate, including any increase or decrease to the rate, in addition to the fees, charges and/or expenses stated herein. Privacy Notice: AmFunds Management Berhad [Company Registration: 198601005272 (154432-A)] issued its Privacy Notice as required by Personal Data Protection Act 2010, which details the use and processing of your personal information by AmFunds Management Berhad. The Privacy Notice can be accessed via www.aminvest.com and is also available at our head office. If you have any queries in relation to the Privacy Notice of AmFunds Management Berhad, please feel free to contact our Customer Service Representative at Tel: +603 2032 2888 OR e-mail: enquiries@aminvest.com.