

AmHong Kong Tech Index Fund
(formerly known as Hong Kong Tech Index Fund)

Fund Overview

Investment Objective

AmHong Kong Tech Index Fund (formerly known as Hong Kong Tech Index Fund) (the "Fund") seeks to provide capital growth by investing in one (1) collective investment scheme, which is an exchange-traded fund.

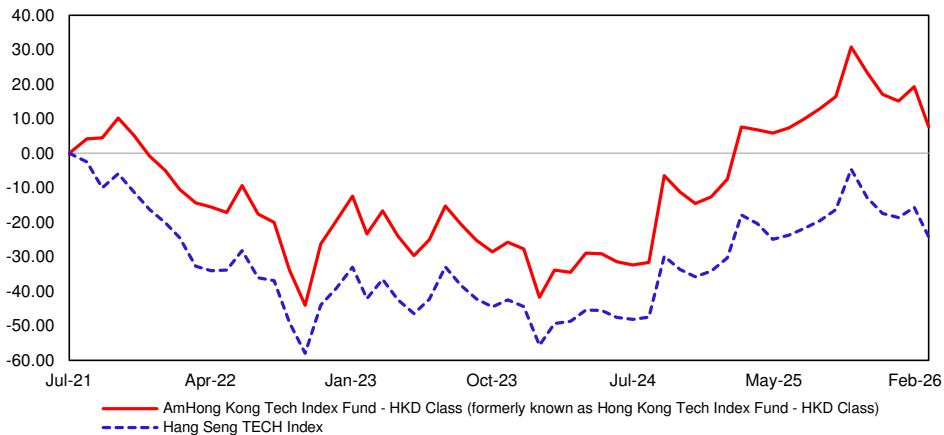
The Fund is suitable for Sophisticated Investors¹ seeking:

- potential capital appreciation on their investment;
- participation in the global equity market; and
- exposure to technology sector.

This material is not intended for non-sophisticated investors. ¹Please refer to the definition of "Sophisticated Investor" in the Information Memorandum.

Fund Performance (as at 28 February 2026)

Cumulative performance over the period (%)



Performance Table in Share Class Currency (as at 28 February 2026)

Cumulative Return (%)	YTD	1 Month	6 Months	1 Year	3 Years	5 Years
Fund (HKD)	-6.45	-9.71	-7.42	0.13	40.58	-
*Benchmark (HKD)	-6.86	-10.15	-9.45	-7.73	30.90	-
Fund (MYR)	-10.71	-11.02	-14.93	-13.16	25.05	-
Fund (MYR-Hedged)	-6.63	-9.76	-8.13	-1.23	32.36	-

Annualised Return (%)	3 Years	5 Years	10 Years	Since Inception
Fund (HKD)	12.02	-	-	1.64
*Benchmark (HKD)	9.38	-	-	-4.17
Fund (MYR)	7.73	-	-	0.11
Fund (MYR-Hedged)	9.79	-	-	-0.10

Calendar Year Return (%)	2025	2024	2023	2022	2021
Fund (HKD)	31.83	20.98	-10.26	-18.84	-
*Benchmark (HKD)	23.45	18.70	-8.83	-27.19	-
Fund (MYR)	19.25	20.30	-6.00	-14.28	-
Fund (MYR-Hedged)	30.25	18.06	-12.52	-20.03	-

*Hang Seng TECH Index

Source Benchmark: *AmFunds Management Berhad

Source Fund Return: Novagni Analytics and Advisory Sdn. Bhd.

Note: There is no record of the Fund's performance for five (5) years as the Fund was launched in less than five (5) years.

The returns presented are net of all relevant fees, charges, and costs associated with the wholesale investment. These may include, but are not limited to, management fees, trustee fees, and other applicable charges. Over time, such fees and charges can materially reduce the overall returns on your investment.

It is important to note that the sales charge is deducted upfront and directly reduces the amount of the initial investment that is allocated to the fund, which in turn can have the effect of lowering returns to investors in the long run. These costs may be deducted from your investment amount, from the returns generated, or directly from the Fund's assets, and are reflected in the unit price (NAV per unit). This includes expenses related to the marketing and distribution of the Fund. Additionally, all fees and charges payable to the Manager and the Trustee are subject to applicable taxes and/or duties, which may vary from time to time as imposed by the government.

Given the impact these costs can have on your investment returns, investors are strongly advised to read and understand the contents of the Fund's information memorandum and consider the cumulative impact of these costs before making any investment decision.

Past performance is not necessarily indicative of future performance and that unit prices and investment returns may go down, as well up.

Income Distribution History

	Total Payout per unit (Sen)				Yield (%)			
	2025	2024	2023	2022	2025	2024	2023	2022
HKD	56.73	N/A	N/A	N/A	61.34	N/A	N/A	N/A
MYR	46.99	N/A	N/A	N/A	48.00	N/A	N/A	N/A
MYR-Hedged	27.67	N/A	N/A	N/A	31.85	N/A	N/A	N/A

Source: AmFunds Management Berhad

Historical income distribution is not indicative of future income distribution payout. The income could be in the form of units or cash. Unit prices and income distribution, if any, may rise or fall. Where an income distribution is declared, investors are advised that following the distribution the net asset value per unit will be reduced from cum-distribution NAV to ex-distribution NAV.

Fund Facts

Fund Category / Type

Wholesale (Feeder Fund) / Growth

Base Currency

HKD

Investment Manager

AmFunds Management Berhad

Launch Date

HKD Class	27 July 2021
MYR Class	27 July 2021
MYR-Hedged Class	27 July 2021
USD Class	30 January 2026
AUD-Hedged Class	30 January 2026
SGD-Hedged Class	30 January 2026

Initial Offer Price

HKD Class	HKD 1.0000
MYR Class	MYR 1.0000
MYR-Hedged Class	MYR 1.0000
USD Class	USD 1.0000
AUD-Hedged Class	AUD 1.0000
SGD-Hedged Class	SGD 1.0000

Minimum Initial / Additional Investment

HKD Class	HKD 5,000 / HKD 1,000
MYR Class	MYR 5,000 / MYR 1,000
MYR-Hedged Class	MYR 5,000 / MYR 1,000
USD Class	USD 5,000 / USD 1,000
AUD-Hedged Class	AUD 5,000 / AUD 1,000
SGD-Hedged Class	SGD 5,000 / SGD 1,000

Annual Management Fee

Up to 1.00% p.a. of the Fund's NAV is charged and then apportioned to each Class based on the multi-class ratio.

Annual Trustee Fee

Up to 0.03% p.a. of the NAV of the Fund (excluding foreign sub-custodian fee and charges, where applicable)

Entry Charge

Up to 5.00% of the NAV per unit of the Class (es)

Exit Fee

Nil

Redemption Payment Period

Within 14 calendar days of receiving the redemption request with complete documentation.

Income Distribution

Subject to the availability of income, distribution (if any) is incidental.

***Data as at (as at 28 February 2026)**

NAV Per Unit*

HKD Class	HKD 0.5050
MYR Class	MYR 0.5910
MYR-Hedged Class	MYR 0.7194
USD Class	USD 0.9017
AUD-Hedged Class	AUD 0.8919
SGD-Hedged Class	SGD 0.8983

Fund Size*

HKD Class	HKD 9.29 million
MYR Class	MYR 40.42 million
MYR-Hedged Class	MYR 286.59 million
USD Class	USD 450.87
AUD-Hedged Class	AUD 445.93
SGD-Hedged Class	SGD 449.17

Unit in Circulation*

HKD Class	18.39 million
MYR Class	68.40 million
MYR-Hedged Class	398.38 million
USD Class	500.00
AUD-Hedged Class	500.00
SGD-Hedged Class	500.00

1- Year NAV High*

HKD Class	HKD 0.6655 (06 Mar 2025)
MYR Class	MYR 1.2459 (06 Mar 2025)
MYR-Hedged Class	MYR 1.0928 (06 Mar 2025)

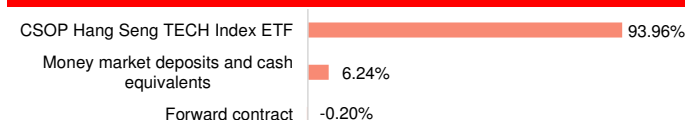
1- Year NAV Low*

HKD Class	HKD 0.2495 (26 Feb 2026)
MYR Class	MYR 0.5871 (26 Feb 2026)
MYR-Hedged Class	MYR 0.6331 (07 Apr 2025)

Source: AmFunds Management Berhad

The above fees and charges may be subject to any applicable taxes and/or duties (imposed by the Government of Malaysia which are payable by the unit holder(s) and/or the Fund (as the case may be) at the prevailing rate.

Asset Allocation (as at 28 February 2026)



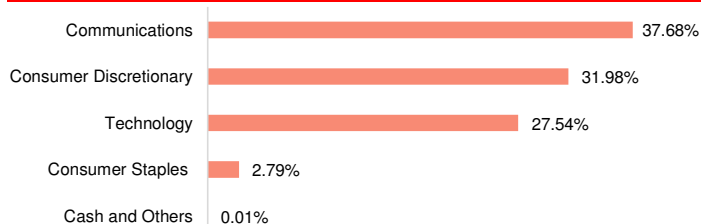
Source: AmFunds Management Berhad

Target Fund's Top 5 Holdings (as at 28 February 2026)

Semiconductor Manufacturing	8.57%
BYD Co Ltd	8.30%
Alibaba Group Holding Ltd	7.96%
Xiaomi Corp-Class B	7.50%
Meituan Dianping-Class B	7.36%

Source: CSOP Asset Management Limited

Target Fund's Sector Allocation* (as at 28 February 2026)



Source: CSOP Asset Management Limited

*As percentage of NAV. Please note that asset exposure for the Target Fund is subject to frequent change on a daily basis.

Target Fund's Country Allocation* (as at 28 February 2026)



Source: CSOP Asset Management Limited

Target Fund Manager's Commentary (as at 28 February 2026)

Renminbi hits fresh 33-month high after report of regulators warning on US Treasury risk China's renminbi edged higher to a fresh 33-month high against the US dollar on Monday (Feb 9), after a report that regulators have advised financial institutions to curb their US Treasury exposure, while the greenback weakened on rate cut expectations. Chinese regulators have asked financial institutions to rein in their holdings of US Treasuries and instructed those with high exposure to pare down their positions due to concern over concentration risk and market volatility, Bloomberg News reported, citing unnamed sources. The onshore renminbi strengthened to as much as 6.9284 per US dollar, the strongest level since May 11, 2023.

China likely to target growth of 4.5% to 5% in 2026: SCMP China is likely to set a 2026 official economic growth target of between 4.5% and 5%, the South China Morning Post reported on Friday (Jan 23), reflecting how even a \$1.2 trillion trade surplus cannot shield the world's No. 2 economy from slowing global growth. The US\$19 trillion Chinese economy grew 5% in 2025, meeting the government's target and defying a second Trump White House intent on slowing it down, by stepping up shipments elsewhere to offset weak domestic consumption, a strategy that economists warn will be increasingly hard to sustain.

China's technological spotlight has decisively shifted to robotics China's 2026 Spring Festival Gala on Monday night (Feb 16) showcased a decisive national shift toward AI and robotics, with humanoid robots from companies like Unitree, MagicLab, Galbot and Noetix taking center stage in high-performance martial arts, entertainment and real-world task demonstrations. The event highlighted major technological breakthroughs powered by AI algorithms and advanced sensors, signaling that robotics is moving rapidly from experimental displays to practical application. With Chinese firms now leading global humanoid robot production and backed by a clear national strategy, AI and robotics are emerging as the country's new economic growth engine and strategic focus.

China posts first annual rise in industrial profit in four years in 2025 China logged its first annual rise in industrial profit in four years in 2025, official data showed on Tuesday (Jan 27), as a government call to end price wars and other excessive competitive practices eased strain on businesses. Weak growth in the US\$19 trillion economy prompted rebukes for sectors such as autos and solar panels that brought an end to a race to the bottom. That has yet to halt a years-long decline in producer prices but an export boom has helped offset weak consumption at home. Profit at industrial firms increased 5.3% in December from the same month a year earlier, reversing a 13.1% on-year fall in November, showed data from the National Bureau of Statistics.

Hong Kong posts 3.5% GDP growth for 2025, beating forecast Hong Kong's economy expanded 3.8% from a year earlier in the fourth quarter, official advance estimates showed on Friday (Jan 23), the 12th consecutive quarter of growth thanks to buoyant regional trade flows, growth in inbound tourism and financial service activities. Hong Kong's economy grew a revised 3.7% in the third quarter, 3.1% growth in the second and 3.0% in the first quarter of 2025. For the whole of 2025, real GDP posted growth of 3.5%, compared to 2.5% in 2024. That exceeded the government's forecast of 3.2% growth for the year.

China approves first batch of Nvidia H200 chip imports China has approved its first batch of Nvidia H200 artificial intelligence chip imports, three people familiar with the matter told Reuters, marking a shift in position as Beijing seeks to balance its AI needs against spurring domestic development. ByteDance, Alibaba and Tencent have been approved to purchase over 400,000 H200 chips in total, with other enterprises now joining a queue for subsequent approvals, said two of the sources, who spoke on condition of anonymity.

Source: CSOP Asset Management Limited

Disclaimer

This advertisement material is prepared for information purposes only and may not be published, circulated, reproduced or distributed in whole or part, whether directly or indirectly, to any person without the prior written consent of AmFunds Management Berhad [198601005272 (154432-A)] ("AmInvest"). This advertisement material should not be construed as an offer or solicitation for the purchase or sale of any units in AmInvest's wholesale fund(s). Investors shall be solely responsible for using and relying on any contents in this advertisement material. AmInvest and its employees shall not be held liable to the investors for any damage, direct, indirect or consequential losses (including loss of profit), claims, actions, demands, liabilities suffered by the investors or proceedings and judgments brought or established against the investors, and costs, charges and expenses incurred by the investors or for any investment decision that the investors have made as a result of relying on the content or information in this advertisement material. Investors are advised to read and understand the contents of the Information Memorandum dated 27 July 2021 for Hong Kong Tech Index Fund, including any supplementary information made thereof from time to time ("Information Memorandum(s)") and its Product Highlights Sheet ("PHS"), obtainable at www.aminvest.com, before making an investment decision. The Information Memorandum(s) and PHS have been lodged with the Securities Commission Malaysia, who takes no responsibility for its contents. The Securities Commission Malaysia has not reviewed this advertisement material. Investors may wish to seek advice from a professional advisor before making an investment. The Fund's units will only be issued upon receipt of the complete application form accompanying the Information Memorandum(s). Past performance of the Fund is not an indication of its future performance. The Fund's unit prices and income distribution payable, if any, may rise or fall. Where a unit split/distribution is declared, investors are advised that following the issue of additional units/distribution, the Net Asset Value ("NAV") per unit will be reduced from pre-unit split NAV/cum-distribution NAV to post-unit split NAV/ex-distribution NAV. Please be advised that where a unit split is declared, the value of investor's investment in Malaysian Ringgit will remain unchanged after the distribution of the additional units. Investments in the Fund are exposed to risk of passive strategy, risk of not meeting the Fund's investment objective, secondary trading risk, currency risk, income distribution risk and liquidity risk. Please refer to the Information Memorandum(s) for detailed information on the specific risks of the fund(s). Investors are advised to consider these risks and other general risk elaborated, as well as the fees, charges and expenses involved. This advertisement material may be translated into languages other than English. In the event of any dispute or ambiguity arising out of such translated versions of this advertisement material, the English version shall prevail. AmInvest's Privacy Notice can be accessed via aminvest.com. Note: Unless stated otherwise, all fees, charges and/or expenses disclosed in this material are exclusive by way of example and not limitation; goods and services tax, value added tax, consumption tax, levies, duties and other taxes as may be imposed by the Government of Malaysia from time to time (collectively known as "Taxes"). If these fees, charges and/or expenses are subject to any Taxes, such Taxes shall be borne and payable by the Unit Holders and/or the Fund (as the case may be) at the prevailing rate, including any increase or decrease to the rate, in addition to the fees, charges and/or expenses stated herein. Privacy Notice: AmFunds Management Berhad [Company Registration: 198601005272 (154432-A)] issued its Privacy Notice as required by Personal Data Protection Act 2010, which details the use and processing of your personal information by AmFunds Management Berhad. The Privacy Notice can be accessed via www.aminvest.com and is also available at our head office. If you have any queries in relation to the Privacy Notice of AmFunds Management Berhad, please feel free to contact our Customer Service Representative at Tel: +603 2032 2888 OR e-mail: enquiries@aminvest.com.