



Fund Factsheet April 2025

Income and Growth Fund

Fund Overview

Investment Objective

Income and Growth Fund (the "Fund") seeks to provide regular income* and to a lesser extent long-term** capital appreciation by investing in the Target Fund which will be investing in equities, debt securities and convertible securities.

The Fund is suitable for sophisticated investors seeking:

- regular income* and to a lesser extent long-term** capital appreciation on their investments; and
- an investment portfolio of equities, debt securities and convertible securities.

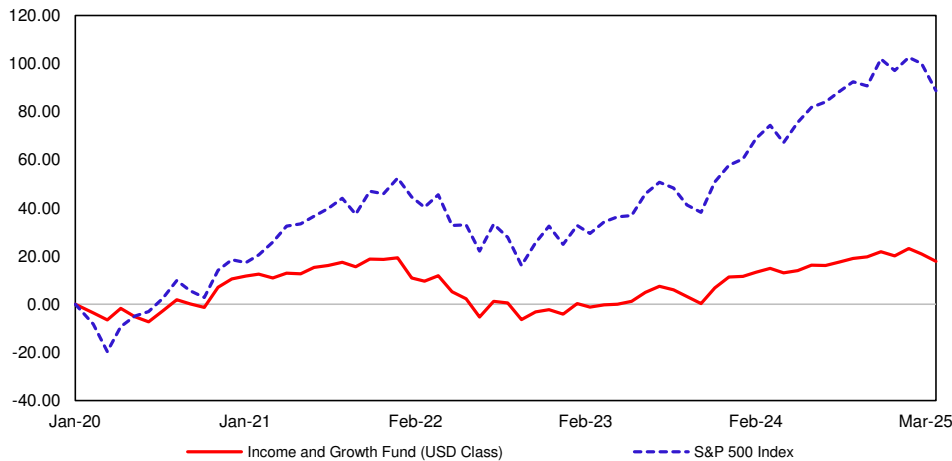
Note: *Income distribution (if any) is paid out on a quarterly basis.

**Long-term refers to an investment horizon of at least five (5) years.

Any material change to the investment objective of the Fund would require Unit Holders' approval.

Fund Performance (as at 31 March 2025)

Cumulative performance over the period (%)



Past performance is not necessarily indicative of future performance. Unit prices and investment returns may go down as well as up.

Source: AmFunds Management Berhad

Performance Table in Share Class Currency (as at 31 March 2025)

Cumulative Return (%)	YTD	1 Month	6 Months	1 Year	3 Years	5 Years
Fund (USD)	-1.93	-2.55	-0.96	2.57	5.33	26.04
*Benchmark (USD)	-4.27	-5.63	-1.97	8.25	29.73	134.57
Fund (AUD-Hedged)	-2.05	-2.60	-1.30	1.55	-0.12	8.41
Fund (SGD-Hedged)	-2.35	-2.69	-1.91	0.59	0.66	18.54
Fund (MYR-Hedged)	-2.33	-2.66	-1.87	0.16	-1.49	19.60
Annualised Return (%)	3 Years	5 Years	10 Years	Since Inception		
Fund (USD)	1.75	4.74	-	3.20		
*Benchmark (USD)	9.06	18.58	-	12.31		
Fund (AUD-Hedged)	-0.04	1.63	-	1.98		
Fund (SGD-Hedged)	0.22	3.46	-	2.46		
Fund (MYR-Hedged)	-0.50	3.64	-	2.95		
Calendar Year Return (%)	2024	2023	2022	2021	2020	
Fund (USD)	7.96	16.11	-19.67	7.95	-	
*Benchmark (USD)	25.02	26.29	-18.11	28.71	-	
Fund (AUD-Hedged)	6.63	13.59	-21.36	6.87	-	
Fund (SGD-Hedged)	5.87	14.17	-20.11	7.20	-	
Fund (MYR-Hedged)	5.14	12.81	-20.05	9.14	-	

*S&P 500 Index

Source Benchmark: *AmFunds Management Berhad

Source Fund Return: Novagmi Analytics and Advisory Sdn. Bhd.

Past performance is not necessarily indicative of future performance. The performance is calculated based on NAV-to-NAV using Time Weighted Rate of Return ("TWRR") method.

Income Distribution History

	Total Payout per unit (Sen)				Yield (%)			
	2024	2023	2022	2021	2024	2023	2022	2021
USD	2.39	N/A	1.06	1.19	2.16	N/A	0.90	1.03
AUD-Hedged	0.91	N/A	2.59	2.84	0.87	N/A	2.26	2.63
SGD-Hedged	1.79	N/A	1.24	4.22	1.63	N/A	1.08	3.80
MYR-Hedged	8.96	N/A	0.72	2.56	7.78	N/A	0.59	2.24

Source: AmFunds Management Berhad

Historical income distribution is not indicative of future income distribution payout. The income could be in the form of units or cash. Unit prices and income distribution, if any, may rise or fall. Where an income distribution is declared, investors are advised that following the distribution the net asset value per unit will be reduced from cum-distribution NAV to ex-distribution NAV.

Fund Facts

Fund Category / Type

Wholesale (Feeder Fund) / Income and Growth

Base Currency

USD

Investment Manager

AmFunds Management Berhad

Launch Date

USD Class 20 January 2020

AUD-Hedged Class 20 January 2020

SGD-Hedged Class 20 January 2020

MYR-Hedged Class 20 January 2020

Initial Offer Price

USD Class USD 1.0000

AUD-Hedged Class AUD 1.0000

SGD-Hedged Class SGD 1.0000

MYR-Hedged Class MYR 1.0000

Minimum Initial / Additional Investment

USD Class USD 1,000 / USD 500

AUD-Hedged Class AUD 1,000 / AUD 500

SGD-Hedged Class SGD 1,000 / SGD 500

MYR-Hedged Class MYR 1,000 / MYR 500

Annual Management Fee

Up to 1.80% p.a. of the NAV of the Fund

Annual Trustee Fee

Up to 0.05% p.a. of the NAV of the Fund (excluding foreign custodian fee and charges, where applicable).

Entry Charge

Up to 5.00% of the NAV per unit of the Class (es)

Exit Fee

Nil

Redemption Payment Period

By the 14 calendar day of receiving the redemption request with complete documents.

Income Distribution

MYR-Hedged Class

Distribution, if any, will be made on a quarterly basis and can be in the form of cash (by telegraphic transfer) or unit (by reinvestment into units of the Class)

Other Classes

Distribution, if any, will be made on a quarterly basis and will be reinvested into the respective Classes. However, the Manager may at its sole discretion allow distribution in the form of cash.

*Data as at (as at 31 March 2025)

NAV Per Unit*

USD Class USD 1.1308

AUD-Hedged Class AUD 1.0394

SGD-Hedged Class SGD 1.0586

MYR-Hedged Class MYR 1.0375

Fund Size*

USD Class USD 0.50 million

AUD-Hedged Class AUD 1.22 million

SGD-Hedged Class SGD 0.62 million

MYR-Hedged Class MYR 26.26 million

Unit in Circulation*

USD Class 0.44 million

AUD-Hedged Class 1.17 million

SGD-Hedged Class 0.59 million

MYR-Hedged Class 25.31 million

1- Year NAV High*

USD Class USD 1.1850 (18 Feb 2025)

AUD-Hedged Class AUD 1.0901 (18 Feb 2025)

SGD-Hedged Class SGD 1.1293 (09 Dec 2024)

MYR-Hedged Class MYR 1.1807 (09 Dec 2024)

1- Year NAV Low*

USD Class USD 1.0842 (05 Aug 2024)

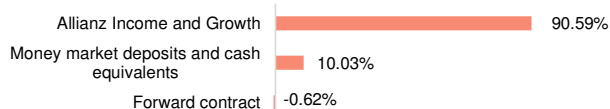
AUD-Hedged Class AUD 1.0007 (22 Apr 2024)

SGD-Hedged Class SGD 1.0366 (22 Apr 2024)

MYR-Hedged Class MYR 1.0360 (13 Mar 2025)

Source: AmFunds Management Berhad

The above fees and charges may be subject to any applicable taxes and/or duties (imposed by the Government of Malaysia which are payable by the unit holder(s) and/or the Fund (as the case may be) at the prevailing rate.

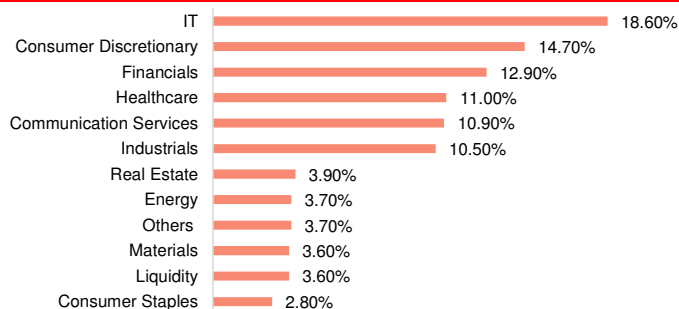
Asset Allocation (as at 31 March 2025)

Source: AmFunds Management Berhad


Target Fund's Top 5 Holdings (as at 31 March 2025)

NVIDIA Corp	1.80%
Apple Inc	1.80%
Microsoft Corp	1.40%
Amazon.Com Inc	1.40%
Wells Fargo & Company - CPR 7.5000 06/17/98	1.00%

Source: Allianz Global Investors

Target Fund's Sector Allocation* (as at 31 March 2025)

Source: Allianz Global Investors

Target Fund's Country Allocation* (as at 31 March 2025)

Source: Allianz Global Investors

*As percentage of NAV. Please note that asset exposure for the Target Fund is subject to frequent change on a daily basis.

Target Fund Manager's Commentary (as at 31 March 2025)

In our 2025 outlook, we wrote that the equity market's path would not be linear, with bouts of volatility throughout the year. We also noted convertible securities and high yield bonds – given their defensive characteristics could mitigate equity market weakness. This scenario materialised in Q1. The portfolio is well positioned if volatility persists without sacrificing upside participation and income-generation potential.

The US economy could expand in 2025, but tariff, government reform, and immigration measures are becoming a bigger headwind than previously thought. However, tailwinds such as deregulation and taxation measures still exist. As trade and budgetary clarity improves, uncertainty should lessen, and spending, investment, hiring, mergers and acquisitions (M&A), etc. can resume. Productivity gains, industrialisation, onshoring, and private sector demand are additional potential growth drivers.

The Fed likely remains on hold as they assess the effect of trade policies on inflation, employment, and the potential for stagflation. Interest rate cuts could restart later this year to support their dual mandate. A resumption of monetary policy easing would closer align the Fed with accommodation by central banks overseas.

The equity markets are now pricing in slower economic and earnings growth. Stabilisation in these estimates or better than expected incoming data/results and corporate guidance could be positive equity market catalysts.

US convertible securities have a favourable asymmetric return profile, providing upside participation potential when stock prices rise and downside mitigation when stock prices fall. The asset class may outperform the broad equity market if volatility continues. USD 60-65 billion of new issuance is expected in 2025 due to coupon savings demand and elevated refinancing needs. Aside from diversification benefits, new issuance expands the opportunity set of investments with favourable terms and the desired risk/reward characteristics.

The US high yield market, yielding nearly 8%, could deliver a coupon-like return in 2025. As a result, the asset class continues to offer equity-like returns but with less volatility. The market's favourable total return potential is a function of its discount to face value and higher coupon, which also serves to cushion downside volatility. Credit fundamentals are stable, near-term refinancing obligations remain low, and management teams continue to exercise balance sheet discipline. In this environment, new issuance is expected to remain steady, and the default rate should stay below the historical average of 3-4%.

A covered call options strategy can be utilised to generate premium income. In periods of elevated or rising equity volatility, premiums collected may translate into more favourable annualised yields.

Collectively, these three asset classes can provide a steady source of income and a favourable "participate and protect" return profile.

The Target Fund is a client solution designed to provide high monthly income, the potential for capital appreciation, and less volatility than an equity-only fund.

Source: Allianz Global Investors

Disclaimer

The S&P 500 Index is a product of S&P Dow Jones Indices LLC ("SPDJI"), and has been licensed for use by AmFunds Management Berhad. S&P® is a registered trademark of S&P Global ("S&P"); Dow Jones® is a registered trademark of Dow Jones Trademark Holdings LLC ("Dow Jones"); Income and Growth Fund is not sponsored, endorsed, sold or promoted by SPDJI, Dow Jones, S&P, their respective affiliates and none of such parties make any representation regarding the advisability of investing in such product(s) nor do they have any liability for any errors, omissions, or interruptions of the S&P 500 Index.

This advertisement material is prepared for information purposes only and may not be published, circulated, reproduced or distributed in whole or part, whether directly or indirectly, to any person without the prior written consent of AmFunds Management Berhad [198601005272 (154432-A)] ("AmInvest"). This advertisement material should not be construed as an offer or solicitation for the purchase or sale of any units in AmInvest's wholesale fund(s). Investors shall be solely responsible for using and relying on any contents in this advertisement material. AmInvest and its employees shall not be held liable to the investors for any damage, direct, indirect or consequential losses (including loss of profit), claims, actions, demands, liabilities suffered by the investors or proceedings and judgments brought or established against the investors, and costs, charges and expenses incurred by the investors or for any investment decision that the investors have made as a result of relying on the content or information in this advertisement material. Investors are advised to read and understand the contents of the Information Memorandum dated 20 January 2020 for Income and Growth Fund, including any supplementary made thereof from time to time ("Information Memorandum(s)") and its Product Highlights Sheet ("PHS"), obtainable at www.aminvest.com, before making an investment decision. The Information Memorandum(s) and PHS have been lodged with the Securities Commission Malaysia, who takes no responsibility for its contents. The Securities Commission Malaysia has not reviewed this advertisement material. Investors may wish to seek advice from a professional advisor before making an investment. The Fund's units will only be issued upon receipt of the complete application form accompanying the Information Memorandum(s). Past performance of the Fund is not an indication of its future performance. The Fund's unit prices and income distribution payable, if any, may rise or fall. Where a unit split/distribution is declared, investors are advised that following the issue of additional units/distribution, the Net Asset Value ("NAV") per unit will be reduced from pre-unit split NAV/cum-distribution NAV to post-unit split NAV/ex-distribution NAV. Please be advised that where a unit split is declared, the value of investor's investment in Malaysian Ringgit will remain unchanged after the distribution of the additional units. Investments in the Fund are exposed to currency risk, distribution risk, liquidity risk, regulatory and legal risk, risk of passive strategy, risk of not meeting the Fund's investment objective and taxation risk. Please refer to the Information Memorandum(s) for detailed information on the specific risks of the fund(s). Investors are advised to consider these risks and other general risk elaborated, as well as the fees, charges and expenses involved. This advertisement material may be translated into languages other than English. In the event of any dispute or ambiguity arising out of such translated versions of this advertisement material, the English version shall prevail. AmInvest's Privacy Notice can be accessed via aminvest.com. Note: Unless stated otherwise, all fees, charges and/or expenses disclosed in this material are exclusive by way of example and not limitation; goods and services tax, value added tax, consumption tax, levies, duties and other taxes as may be imposed by the Government of Malaysia from time to time (collectively known as "Taxes"). If these fees, charges and/or expenses are subject to any Taxes, such Taxes shall be borne and payable by the Unit Holders and/or the Fund (as the case may be) at the prevailing rate, including any increase or decrease to the rate, in addition to the fees, charges and/or expenses stated herein. Privacy Notice: AmFunds Management Berhad [Company Registration: 198601005272 (154432-A)] issued its Privacy Notice as required by Personal Data Protection Act 2010, which details the use and processing of your personal information by AmFunds Management Berhad. The Privacy Notice can be accessed via www.aminvest.com and is also available at our head office. If you have any queries in relation to the Privacy Notice of AmFunds Management Berhad, please feel free to contact our Customer Service Representative at Tel: +603 2032 2888 OR e-mail: enquiries@aminvest.com.

