

Fund Overview

Investment Objective

India Growth Fund (the "Fund") aims to achieve long-term capital growth by investing in equity markets of the Indian subcontinent, including India, Pakistan, Sri Lanka and Bangladesh.

The Fund is suitable for Investors seeking:

- capital growth on their investments;
- a long-term* investment horizon; and
- investment exposure in the India market.

Note: * Long term means the investment horizon should at least be five (5) years. Any material change to the investment objective of the Fund would require Unit Holders' approval.

Fund Facts

Fund Category / Type

Retail (Feeder Fund) / Growth

Base Currency

USD

Investment Manager

AmFunds Management Berhad

Launch Date

USD Class 02 January 2025
 MYR Class 02 January 2025
 MYR-Hedged Class 02 January 2025

Initial Offer Price

USD Class USD 1.0000
 MYR Class MYR 1.0000
 MYR-Hedged Class MYR 1.0000

Minimum Initial / Additional Investment

USD Class USD 1,000 / USD 500
 MYR Class MYR 1,000 / MYR 500
 MYR-Hedged Class MYR 1,000 / MYR 500

Annual Management Fee

Up to 1.80% p.a. of the Fund's NAV attributable to the Class(es)

Annual Trustee Fee

Up to 0.05% p.a. of the NAV of the Fund (excluding foreign sub-custodian fee and charges, where applicable)

Entry Charge

Up to 5.00% of the NAV per unit of the Class(es)

Exit Fee

Nil

Redemption Payment Period

Within eight (8) business days of receiving the redemption request with complete documentation.

Income Distribution

Subject to the availability of income, distribution (if any) is incidental.

***Data as at (as at 31 March 2026)**

NAV Per Unit*

USD Class USD 0.7949
 MYR Class MYR 0.7220
 MYR-Hedged Class MYR 0.7738

Fund Size*

USD Class USD 0.02 million
 MYR Class MYR 1.05 million
 MYR-Hedged Class MYR 2.29 million

Unit in Circulation*

USD Class 0.02 million
 MYR Class 1.45 million
 MYR-Hedged Class 2.97 million

1- Year NAV High*

USD Class USD 1.0765 (30 Jun 2025)
 MYR Class MYR 1.0330 (22 Apr 2025)
 MYR-Hedged Class MYR 0.2520 (01 Jul 2025)

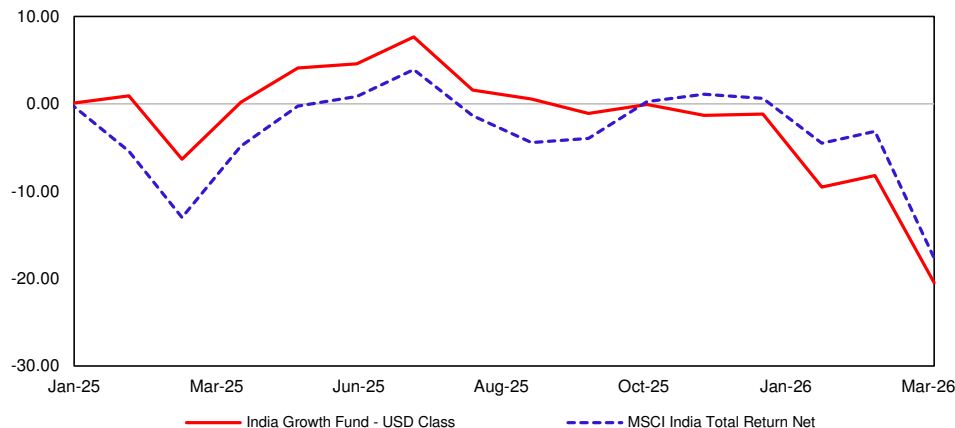
1- Year NAV Low*

USD Class USD 0.7950 (30 Mar 2026)
 MYR Class MYR 0.7185 (30 Mar 2026)
 MYR-Hedged Class MYR 0.1912 (31 Mar 2026)

Source: AmFunds Management Berhad
 The above fees and charges may be subject to any applicable taxes and/or duties (imposed by the Government of Malaysia which are payable by the unit holder(s) and/or the Fund (as the case may be) at the prevailing rate.

Fund Performance (as at 31 March 2026) in USD Class

Cumulative performance over the period (%)



Performance Table in Share Class Currency (as at 31 March 2026)

Cumulative Return (%)	YTD	1 Month	6 Months	1 Year	3 Years	5 Years
Fund (USD)	-19.52	-13.38	-19.58	-20.63	-	-
*Benchmark (USD)	-18.13	-14.93	-14.22	-13.43	-	-
Fund (MYR)	-20.10	-10.29	-23.00	-28.19	-	-
Fund (MYR-Hedged)	-19.75	-13.62	-20.30	-22.03	-	-

Annualised Return (%)	3 Years	5 Years	10 Years	Since Inception
Fund (USD)	-	-	-	-16.89
*Benchmark (USD)	-	-	-	-14.48
Fund (MYR)	-	-	-	-23.40
Fund (MYR-Hedged)	-	-	-	-18.66

Calendar Year Return (%) 2025

Fund (USD)	-
*Benchmark (USD)	-
Fund (MYR)	-
Fund (MYR-Hedged)	-

*MSCI India Total Return Net
 Source Benchmark: *AmFunds Management Berhad
 Source Fund Return: Novagni Analytics and Advisory Sdn. Bhd.
 Note: There is no record of the Fund's performance for three (3) years and five (5) years as the Fund was launched in less than three (3) years.

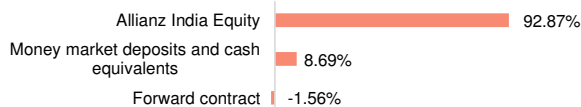
The returns presented are net of all relevant fees, charges, and costs associated with the unit trust investment. These may include, but are not limited to, management fees, trustee fees, and other applicable charges. Over time, such fees and charges can materially reduce the overall returns on your investment.

It is important to note that the sales charge is deducted upfront and directly reduces the amount of the initial investment that is allocated to the fund, which in turn can have the effect of lowering returns to investors in the long run. These costs may be deducted from your investment amount, from the returns generated, or directly from the Fund's assets, and are reflected in the unit price (NAV per unit). This includes expenses related to the marketing and distribution of the Fund. Additionally, all fees and charges payable to the Manager and the Trustee are subject to applicable taxes and/or duties, which may vary from time to time as imposed by the government.

Given the impact these costs can have on your investment returns, investors are strongly advised to read and understand the contents of the Fund's prospectus and consider the cumulative impact of these costs before making any investment decision.

Past performance is not necessarily indicative of future performance and that unit prices and investment returns may go down, as well up.

Asset Allocation (as at 31 March 2026)



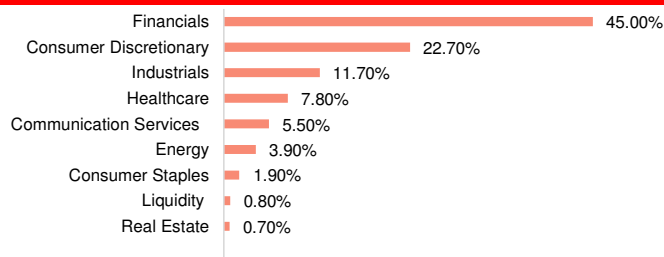
Source: AmFunds Management Berhad

Target Fund's Top 5 Holdings (as at 31 March 2026)

Axis Bank Ltd	5.80%
ICICI Bank Ltd-Spon ADR	5.80%
Mahindra & Mahindra Ltd	5.40%
Bharti Airtel Ltd	5.00%
Kotak Mahindra Bank Ltd	4.50%

Source: Allianz Global Investors

Target Fund's Sector Allocation* (as at 31 March 2026)



Source: Allianz Global Investors

*As percentage of NAV. Please note that asset exposure for the Target Fund is subject to frequent change on a daily basis.

Target Fund's Country Allocation* (as at 31 March 2026)



Source: Allianz Global Investors

Target Fund Manager's Commentary (as at 31 March 2026)

Indian equity markets face a more volatile near-term outlook with rising energy prices producing ripple effects across inflation expectations, currency markets, investor sentiment, and equity valuations. While India is a net energy importer, its dependencies on foreign oil have declined significantly over the last decade as a percentage of gross domestic product (GDP). Nonetheless, if there is a period of sustained higher oil prices, this will have an impact on the broader economy. Consensus earnings estimates for the coming year have already been revised down on the back of geopolitical developments.

Having said that, it is easy to lose sight of India's strong long-term fundamentals during these intensely volatile periods, even though the structural growth drivers remain firmly intact. The divergence between short-term foreign investor portfolio outflows (FII) and long-term foreign direct investment (FDI) inflows highlights the difference between cyclical volatility and structural confidence. FDI flows are tracking significantly higher with multinationals from the US, Germany, Japan, and Korea, in particular, committing significantly to investing in India.

Fundamentally, India remains on a strong, long-term growth path. Valuations have now come back to more reasonable levels. Periods of heightened volatility often create attractive entry points in high quality companies where structural drivers remain intact, and we generally approach macro-related volatility with this mindset. In terms of our investment strategy, we remain focused on sustainable compounders, clean balance sheets, and businesses with pricing power.

Source: Allianz Global Investors

Disclaimer

Source: MSCI. The MSCI information may only be used for your internal use, may not be reproduced or disseminated in any form and may not be used as a basis for or a component of any financial instruments or products or indices. None of the MSCI information is intended to constitute investment advice or a recommendation to make (or refrain from making) any kind of investment decision and may not be relied on as such. Historical data and analysis should not be taken as an indication or guarantee of any future performance analysis, forecast or prediction. The MSCI information is provided on an "as is" basis and the user of this information assumes the entire risk of any use made of this information. MSCI, each of its affiliates and each other person involved in or related to compiling, computing or creating any MSCI information (collectively, the "MSCI Parties") expressly disclaims all warranties (including, without limitation, any warranties of originality, accuracy, completeness, timeliness, non-infringement, merchantability and fitness for a particular purpose) with respect to this information. Without limiting any of the foregoing, in no event shall any MSCI Party have any liability for any direct, indirect, special, incidental, punitive, consequential (including, without limitation, lost profits) or any other damages. (www.msci.com).

This advertisement material is prepared for information purposes only and may not be published, circulated, reproduced or distributed in whole or part, whether directly or indirectly, to any person without the prior written consent of AmFunds Management Berhad [198601005272 (154432-A)] ("AmInvest"). This advertisement material should not be construed as an offer or solicitation for the purchase or sale of any units in AmInvest's unit trust fund(s). Investors shall be solely responsible for using and relying on any contents in this advertisement material. AmInvest and its employees shall not be held liable to the investors for any damage, direct, indirect or consequential losses (including loss of profit), claims, actions, demands, liabilities suffered by the investors or proceedings and judgments brought or established against the investors, and costs, charges and expenses incurred by the investors or for any investment decision that the investors have made as a result of relying on the content or information in this advertisement material. Investors are advised to read and understand the contents of the Prospectus dated 2 January 2025 India Growth Fund, including any supplementary made thereof from time to time ("Prospectus(es)") and its Product Highlights Sheet ("PHS"), obtainable at www.aminvest.com, before making an investment decision. The Prospectus(es) and PHS have been registered with the Securities Commission Malaysia, who takes no responsibility for its contents. The Securities Commission Malaysia has not reviewed this advertisement material. Investors may wish to seek advice from a professional advisor before making an investment. The Fund's units will only be issued upon receipt of the complete application form accompanying the Prospectus(es). Past performance of the Fund is not an indication of its future performance. The Fund's unit prices and income distribution payable, if any, may rise or fall. Where a unit split/distribution is declared, investors are advised that following the issue of additional units/distribution, the Net Asset Value ("NAV") per unit will be reduced from pre-unit split NAV/cum-distribution NAV to post-unit split NAV/ex-distribution NAV. Please be advised that where a unit split is declared, the value of investor's investment in Malaysian Ringgit will remain unchanged after the distribution of the additional units. Investments in the Fund are exposed to risk of passive strategy, risk of not meeting the Fund's investment objective, currency risk, income distribution risk, liquidity risk and taxation risk / withholding tax risk. Please refer to the Prospectus(es) for detailed information on the specific risks of the fund(s). Investors are advised to consider these risks and other general risk elaborated, as well as the fees, charges and expenses involved. This advertisement material may be translated into languages other than English. In the event of any dispute or ambiguity arising out of such translated versions of this advertisement material, the English version shall prevail. AmInvest's Privacy Notice can be accessed via aminvest.com. Note: Unless stated otherwise, all fees, charges and/or expenses disclosed in this material are exclusive by way of example and not limitation: goods and services tax, value added tax, consumption tax, levies, duties and other taxes as may be imposed by the Government of Malaysia from time to time (collectively known as "Taxes"). If these fees, charges and/or expenses are subject to any Taxes, such Taxes shall be borne and payable by the Unit Holders and/or the Fund (as the case may be) at the prevailing rate, including any increase or decrease to the rate, in addition to the fees, charges and/or expenses stated herein. Privacy Notice: AmFunds Management Berhad [Company Registration: 198601005272 (154432-A)] issued its Privacy Notice as required by Personal Data Protection Act 2010, which details the use and processing of your personal information by AmFunds Management Berhad. The Privacy Notice can be accessed via www.aminvest.com and is also available at our head office. If you have any queries in relation to the Privacy Notice of AmFunds Management Berhad, please feel free to contact our Customer Service Representative at Tel: +603 2032 2888 OR e-mail: enquiries@aminvest.com.