



Fund Factsheet April 2025

New China Sectors Index Fund

Fund Overview

Investment Objective

New China Sectors Index Fund (the "Fund") seeks to provide capital growth by investing in one (1) collective investment scheme, which is an exchange-traded fund.

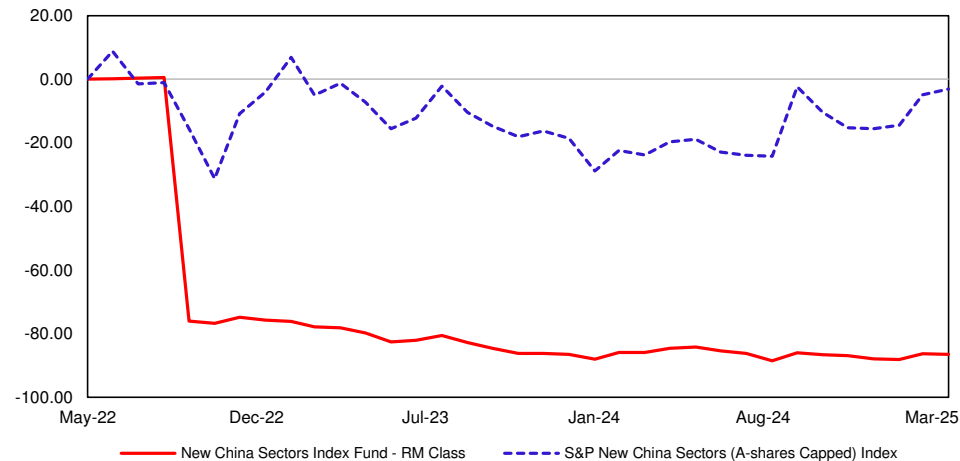
The Fund is suitable for Sophisticated Investors seeking:

- potential capital appreciation on their investment;
- participation in the global equity market and;
- exposure to consumption and service-oriented sector.

Note: Any material change to the investment objective of the Fund would require Unit Holders' approval.

Fund Performance (as at 31 March 2025) in MYR Class

Cumulative performance over the period (%)



Past performance is not necessarily indicative of future performance. Unit prices and investment returns may go down as well as up.
Source: AmFunds Management Berhad

Performance Table in Share Class Currency (as at 31 March 2025)

Cumulative Return (%)	YTD	1 Month	6 Months	1 Year	3 Years	5 Years
Fund (MYR)	11.50	-1.39	-3.09	-3.78	-	-
*Benchmark (MYR)	14.80	1.86	-0.79	27.14	-	-
Fund (MYR-Hedged)	10.93	-1.54	-21.44	-4.37	-	-
Annualised Return (%)	3 Years	5 Years	10 Years	Since Inception		
Fund (MYR)	-	-	-	-50.70		
*Benchmark (MYR)	-	-	-	-1.13		
Fund (MYR-Hedged)	-	-	-	-58.42		
Calendar Year Return (%)	2024	2023	2022			
Fund (MYR)	-10.04	-44.51	-			
*Benchmark (MYR)	3.66	-15.22	-			
Fund (MYR-Hedged)	-13.19	-49.18	-			

*S&P New China Sectors (A-shares Capped) Index

Source Benchmark: *AmFunds Management Berhad

Source Fund Return: Novagiri Analytics and Advisory Sdn. Bhd.

Past performance is not necessarily indicative of future performance. The performance is calculated based on NAV-to-NAV using Time Weighted Rate of Return ("TWRR") method.

Note : There is no record of the Fund's performance for three (3) and five (5) years as the Fund was launched in less than three (3) years.

Asset Allocation (as at 31 March 2025)

ICBC CSOP S&P New China Sectors ETF	104.31%
Forward contract	-0.14%
Money market deposits and cash equivalents	-4.17%

Source: AmFunds Management Berhad

Fund Facts

Fund Category / Type

Wholesale (Feeder Fund) / Growth

Base Currency

HKD

Investment Manager

AmFunds Management Berhad

Launch Date

MYR Class 31 May 2022

MYR-Hedged Class 31 May 2022

Initial Offer Price

MYR Class MYR 1.0000

MYR-Hedged Class MYR 1.0000

Minimum Initial / Additional Investment

MYR Class MYR 5,000 / MYR 1,000

MYR-Hedged Class MYR 5,000 / MYR 1,000

Annual Management Fee

Up to 1.00% p.a. of the Fund's NAV

Annual Trustee Fee

Up to 0.03% p.a. of the NAV of the Fund (excluding foreign sub-custodian fee and charges, where applicable)

Entry Charge

Up to 5.00% of the NAV per unit of the Class(es)

Exit Fee

Nil

Redemption Payment Period

Within fourteen (14) calendar days of receiving the redemption request with complete documentation.

Income Distribution

Subject to the availability of income, distribution (if any) is incidental.

*Data as at (as at 31 March 2025)

NAV Per Unit*

MYR Class MYR 0.1327

MYR-Hedged Class MYR 0.0819

Fund Size*

MYR Class MYR 0.00 million

MYR-Hedged Class MYR 0.00 million

Unit in Circulation*

MYR Class 0.00 million

MYR-Hedged Class 0.04 million

1- Year NAV High*

MYR Class MYR 0.1697 (20 May 2024)

MYR-Hedged Class MYR 0.1059 (30 Sep 2024)

1- Year NAV Low*

MYR Class MYR 0.1114 (29 Aug 2024)

MYR-Hedged Class MYR 0.0697 (13 Jan 2025)

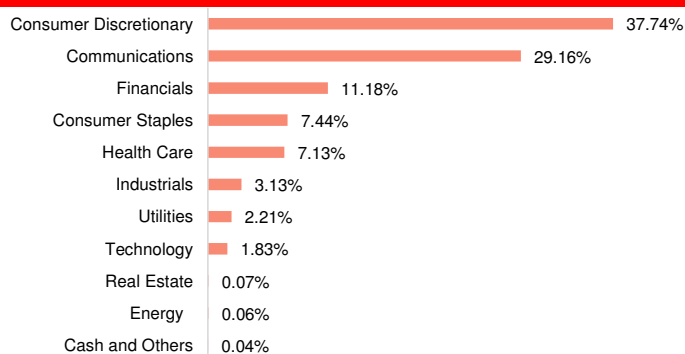
Source: AmFunds Management Berhad

The above fees and charges may be subject to any applicable taxes and/or duties (imposed by the Government of Malaysia which are payable by the unit holder(s) and/or the Fund (as the case may be) at the prevailing rate.

Target Fund's Top 5 Holdings (as at 31 March 2025)

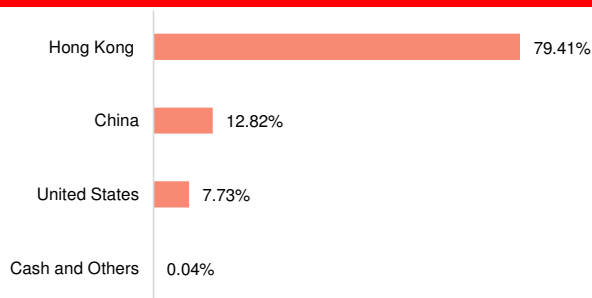
Alibaba Group Holdings Ltd	13.45%
Tencent Holdings Ltd	10.99%
Meituan Dianping-Class B	7.73%
AIA Group Ltd	5.71%
Pinduoduo Inc-Adr	5.55%

Source: CSOP Asset Management Limited

Target Fund's Sector Allocation* (as at 31 March 2025)

Source: CSOP Asset Management Limited

*As percentage of NAV. Please note that asset exposure for the Target Fund is subject to frequent change on a daily basis.

Target Fund's Country Allocation* (as at 31 March 2025)

Source: CSOP Asset Management Limited

Target Fund Manager's Commentary (as at 31 March 2025)

Trump ups China tariffs to 125%, and China hikes tariffs on U.S. to 125%, says it will stop there; JD.com (9618.HK) pledges US\$27bn to help tariff-hit Chinese exporters go local.

Trump ups China tariffs to 125%, pauses others at 10% for 90 days. U.S. President Donald Trump's trade policy took a significant turn on 9th April as he announced a 90-day reprieve on reciprocal tariffs in light of countries reaching out to the U.S. to negotiate ways to remove trade barriers. Imports will be subject to 10% baseline tariffs during the pause, rather than the higher reciprocal rates Trump announced last week. A White House spokesperson told Nikkei Asia that the 90-day pause is on all countries other than China. Meanwhile, the president raised tariffs on Chinese goods to 125%, up from the previously announced 104%. The move followed Beijing's decision to raise its tariffs on American goods to 84%, which was itself a tit-for-tat move against Trump's own tariff hike last week.

China hikes tariffs on U.S. to 125%, says it will stop there. China on 11th April raised its retaliatory tariff rate against the U.S. to 125%, from 84%, and said it would not respond to further hikes by President Donald Trump. The announcement could mark an inflection point in the spiraling trade war between the superpowers. "Given that U.S. exports to China are no longer commercially viable under the current tariff levels, if the U.S. continues to raise tariffs on Chinese exports to the U.S., China will no longer respond," the Customs Tariff Commission of the State Council said on its website. The Chinese move came hours after Trump's White House clarified that the tariffs it has imposed on China since he took office in January add up to a total of 145%.

Chinese companies rush to serve up sunny news in rocky markets. After Hong Kong's stock market opened the week as one of the worst performers amid a trade war-induced global sell-off, numerous listed companies scrambled to announce share buybacks and positive messages that could help calm investors. Nikkei Asia spotted well over a dozen Hong Kong-listed company disclosures on share repurchases, strong recent performances and assurances about the impact of U.S. President Donald Trump's policies.

Hong Kong stocks end 13.22% down, worst since 1997 Asian financial crisis. Shares in Hong Kong plummeted more than 13 per cent Monday (Apr 7) on their worst day in almost three decades as China's retaliation against Donald Trump's tariffs ramped up a trade war and fuelled recession fears. The Hang Seng Index ended down 13.22 per cent, or 3,021.51 points, to 19,828.30 – its steepest drop since 1997 during the Asian financial crisis – while the Shanghai Composite Index shed 7.34 per cent, or 245.43 points, to 3,096.58.

Trump tariffs overshadow China economists' latest GDP forecast of 4.6%. Economists focused on China raised their annual growth forecast for the country due to stronger first-quarter exports driven by accelerated orders, but the projection remains below the government target and could be severely affected by U.S. President Donald Trump's heavier-than-expected tariffs. A survey of 29 local economists conducted by Nikkei and Nikkei Quick News in March revealed an estimate of 5.0% year-on-year growth for the January-March period. This would be down from 5.4% in the previous quarter but above market expectations, after Trump imposed 20% additional tariffs on Chinese goods in the first quarter. The economists' full-year forecasts for 2025 were revised upward to an average of 4.6%, from 4.4% in a survey conducted in December.

Source: CSOP Asset Management Limited

Disclaimer

This advertisement material is prepared for information purposes only and may not be published, circulated, reproduced or distributed in whole or part, whether directly or indirectly, to any person without the prior written consent of AmFunds Management Berhad [198601005272 (154432-A)] ("AmInvest"). This advertisement material should not be construed as an offer or solicitation for the purchase or sale of any units in AmInvest's wholesale fund(s). Investors shall be solely responsible for using and relying on any contents in this advertisement material. AmInvest and its employees shall not be held liable to the investors for any damage, direct, indirect or consequential losses (including loss of profit), claims, actions, demands, liabilities suffered by the investors or proceedings and judgments brought or established against the investors, and costs, charges and expenses incurred by the investors or for any investment decision that the investors have made as a result of relying on the content or information in this advertisement material. Investors are advised to read and understand the contents of the Information Memorandum dated 31 May 2022 for New China Sectors Index Fund, including any supplementary material made thereof from time to time ("Information Memorandum(s)") and its Product Highlights Sheet ("PHS"), obtainable at www.aminvest.com, before making an investment decision. The Information Memorandum(s) and PHS have been lodged with the Securities Commission Malaysia, who takes no responsibility for its contents. The Securities Commission Malaysia has not reviewed this advertisement material. Investors may wish to seek advice from a professional advisor before making an investment. The Fund's units will only be issued upon receipt of the complete application form accompanying the Information Memorandum(s). Past performance of the Fund is not an indication of its future performance. The Fund's unit prices and income distribution payable, if any, may rise or fall. Where a unit split/distribution is declared, investors are advised that following the issue of additional units/distribution, the Net Asset Value ("NAV") per unit will be reduced from pre-unit split NAV/cum-distribution NAV to post-unit split NAV/ex-distribution NAV. Please be advised that where a unit split is declared, the value of investor's investment in Malaysian Ringgit will remain unchanged after the distribution of the additional units. Investments in the Fund are exposed to risk of passive strategy, risk of not meeting the Fund's investment objective, secondary trading risk, currency risk, income distribution risk and liquidity risk. Please refer to the Information Memorandum(s) for detailed information on the specific risks of the fund(s). Investors are advised to consider these risks and other general risk elaborated, as well as the fees, charges and expenses involved. This advertisement material may be translated into languages other than English. In the event of any dispute or ambiguity arising out of such translated versions of this advertisement material, the English version shall prevail. AmInvest's Privacy Notice can be accessed via aminvest.com. Note: Unless stated otherwise, all fees, charges and/or expenses disclosed in this material are exclusive by way of example and not limitation; goods and services tax, value added tax, consumption tax, levies, duties and other taxes as may be imposed by the Government of Malaysia from time to time (collectively known as "Taxes"). If these fees, charges and/or expenses are subject to any Taxes, such Taxes shall be borne and payable by the Unit Holders and/or the Fund (as the case may be) at the prevailing rate, including any increase or decrease to the rate, in addition to the fees, charges and/or expenses stated herein. Privacy Notice: AmFunds Management Berhad [Company Registration: 198601005272 (154432-A)] issued its Privacy Notice as required by Personal Data Protection Act 2010, which details the use and processing of your personal information by AmFunds Management Berhad. The Privacy Notice can be accessed via www.aminvest.com and is also available at our head office. If you have any queries in relation to the Privacy Notice of AmFunds Management Berhad, please feel free to contact our Customer Service Representative at Tel: +603 2032 2888 OR e-mail: enquiries@aminvest.com.