



Fund Factsheet June 2025

# New China Sectors Index Fund

## Fund Overview

### Investment Objective

New China Sectors Index Fund (the "Fund") seeks to provide capital growth by investing in one (1) collective investment scheme, which is an exchange-traded fund.

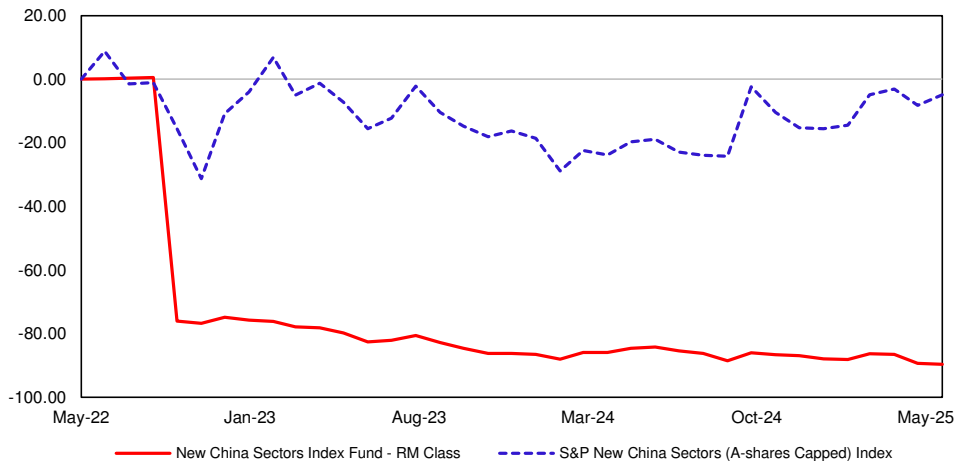
### The Fund is suitable for Sophisticated Investors seeking:

- potential capital appreciation on their investment;
- participation in the global equity market and;
- exposure to consumption and service-oriented sector.

Note: Any material change to the investment objective of the Fund would require Unit Holders' approval.

## Fund Performance (as at 31 May 2025) in MYR Class

### Cumulative performance over the period (%)



Past performance is not necessarily indicative of future performance. Unit prices and investment returns may go down as well as up.  
Source: AmFunds Management Berhad

## Performance Table in Share Class Currency (as at 31 May 2025)

Cumulative Return (%)	YTD	1 Month	6 Months	1 Year	3 Years	5 Years
Fund (MYR)	-14.39	-2.63	-20.99	-34.20	-89.65	-
*Benchmark (MYR)	12.74	3.61	12.29	17.26	-4.91	-
Fund (MYR-Hedged)	-10.53	-0.15	-18.27	-31.18	-93.29	-
Annualised Return (%)	3 Years	5 Years	10 Years	Since Inception		
Fund (MYR)	-53.04	-	-	-53.04		
*Benchmark (MYR)	-1.66	-	-	-1.66		
Fund (MYR-Hedged)	-59.36	-	-	-59.36		
Calendar Year Return (%)	2024	2023	2022			
Fund (MYR)	-10.04	-44.51	-			
*Benchmark (MYR)	3.66	-15.22	-			
Fund (MYR-Hedged)	-13.19	-49.18	-			

\*S&P New China Sectors (A-shares Capped) Index

Source Benchmark: \*AmFunds Management Berhad

Source Fund Return: Novagiri Analytics and Advisory Sdn. Bhd.

Past performance is not necessarily indicative of future performance. The performance is calculated based on NAV-to-NAV using Time Weighted Rate of Return ("TWRR") method.

Note : There is no record of the Fund's performance for three (3) and five (5) years as the Fund was launched in less than three (3) years.

## Asset Allocation (as at 31 May 2025)

Money market deposits and cash equivalents	100.70%
Forward contract	-0.70%

Source: AmFunds Management Berhad

## Fund Facts

### Fund Category / Type

Wholesale (Feeder Fund) / Growth

### Base Currency

HKD

### Investment Manager

AmFunds Management Berhad

### Launch Date

MYR Class 31 May 2022

MYR-Hedged Class 31 May 2022

### Initial Offer Price

MYR Class MYR 1.0000

MYR-Hedged Class MYR 1.0000

### Minimum Initial / Additional Investment

MYR Class MYR 5,000 / MYR 1,000

MYR-Hedged Class MYR 5,000 / MYR 1,000

### Annual Management Fee

Up to 1.00% p.a. of the Fund's NAV

### Annual Trustee Fee

Up to 0.03% p.a. of the NAV of the Fund (excluding foreign sub-custodian fee and charges, where applicable)

### Entry Charge

Up to 5.00% of the NAV per unit of the Class(es)

### Exit Fee

Nil

### Redemption Payment Period

Within fourteen (14) calendar days of receiving the redemption request with complete documentation.

### Income Distribution

Subject to the availability of income, distribution (if any) is incidental.

### \*Data as at (as at 31 May 2025)

### NAV Per Unit\*

MYR Class MYR 0.1035

MYR-Hedged Class MYR 0.0671

### Fund Size\*

MYR Class MYR 0.00 million

MYR-Hedged Class MYR 0.00 million

### Unit in Circulation\*

MYR Class 0.00 million

MYR-Hedged Class 0.01 million

### 1- Year NAV High\*

MYR Class MYR 0.1600 (04 Jun 2024)

MYR-Hedged Class MYR 0.1059 (30 Sep 2024)

### 1- Year NAV Low\*

MYR Class MYR 0.1029 (28 May 2025)

MYR-Hedged Class MYR 0.0670 (19 May 2025)

Source: AmFunds Management Berhad

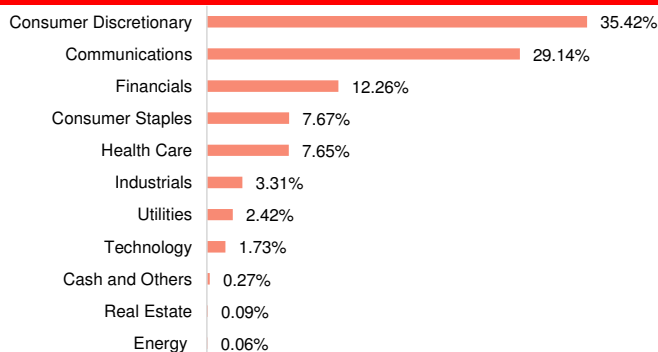
The above fees and charges may be subject to any applicable taxes and/or duties (imposed by the Government of Malaysia which are payable by the unit holder(s) and/or the Fund (as the case may be) at the prevailing rate.

## Target Fund's Top 5 Holdings (as at 31 May 2025)

Alibaba Group Holdings Ltd	12.18%
Tencent Holdings Ltd	11.21%
Meituan Dianping-Class B	6.97%
AIA Group Ltd	6.51%
Pinduoduo Inc-Adr	4.63%

Source: CSOP Asset Management Limited

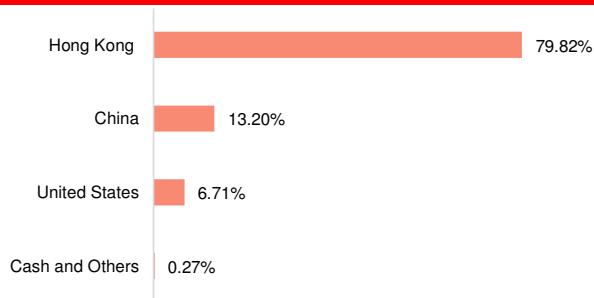
### Target Fund's Sector Allocation\* (as at 31 May 2025)



Source: CSOP Asset Management Limited

\*As percentage of NAV. Please note that asset exposure for the Target Fund is subject to frequent change on a daily basis.

### Target Fund's Country Allocation\* (as at 31 May 2025)



Source: CSOP Asset Management Limited

### Target Fund Manager's Commentary (as at 31 May 2025)

China's automakers aim for cars with 100% domestic chips from 2026; Alibaba (9988.HK) launches new Qwen3 AI models for Apple's MLX architecture.

China's automakers aim for cars with 100% domestic chips from 2026. Chinese automakers including SAIC Motor, Changan, Great Wall Motor, BYD, Li Auto and Geely, are preparing to launch models equipped with 100% homemade chips, with at least two brands aiming to start mass production as early as 2026, Nikkei Asia has learned. The first of these models to be mass-produced will be the newest versions of existing lines made by a few brands, with more makers to follow, according to people familiar with the situation. These efforts are part of Beijing's ambitious vision for increasing the country's self-reliance in chips amid intensifying tensions with the U.S.

China consumption beats expectations, buoyed by trade-in subsidies. China's retail sales expanded more than expected in May, boosted by subsidies encouraging consumer to replace certain goods and an early start to the "618" online shopping festival. The gauge of household spending rose 6.4% last month, the fastest pace since December 2023, according to data published by the National Bureau of Statistics on Monday. The reading beat the 5.1% increase in April and the 4.9% consensus forecast in a Bloomberg poll, even though data released last week showed China's consumer price index remained in negative territory for the fourth straight month in May, marking the longest string of falling prices in over a year.

China's manufacturing activity contracts amid trade tension. China's manufacturing activity contracted in May for a second month, an official survey showed on Saturday (May 31), fuelling expectations for more stimulus to support the economy amid a protracted trade war with the United States. The official purchasing managers' index (PMI) improved slightly to 49.5 in May from 49.0 in April but stayed below the 50 mark separating growth from contraction, in line with a median forecast of 49.5 in a Reuters poll.

AI robots will narrow China's GDP gap with the US, says think tank. China will be the biggest economic beneficiary of robots equipped with artificial intelligence, narrowing the gap in real gross domestic product with the U.S. over the next three decades. In a long term economic forecast released on Thursday, the Japan Center for Economic Research predicts that by the end of the 2050s, China's real GDP will be 3.5 times the size it was in 2024. The gap between the world's largest and the second largest economy is forecast to be the smallest in 2057, with China's economy size reaching 89% of the size of the U.S.

Trump hails US-China deal as 'done'. The trade deal with Beijing is "done," U.S. President Donald Trump wrote on Truth Social on 11th June morning, saying the two sides have agreed on the resumption of rare-earth supplies from China. Trump said the U.S. will charge 55% tariffs on Chinese goods, while China will levy 10% on American goods. He is likely referring to a 10% across-the-board baseline tariff, a 20% tariff tied to Beijing's alleged role in the U.S. fentanyl crisis and up to 25% Section 301 tariffs enacted during his first term involving China's alleged intellectual property theft and discriminatory trade practices.

Hong Kong to dominate 2025 IPO action amid rush of quality mainland Chinese firms: UBS Hong Kong is poised to be the world's top initial public offering (IPO) venue at the end of the year, as a surge in listings by high-quality Chinese companies coincides with interest from global investors seeking alternatives to US assets, according to UBS Group. Including the US\$5.2 billion IPO earlier this month by Contemporary Amperex Technology (CATL) – 2025's biggest stock sale globally – 22 companies have raked in US\$7.7 billion in net proceeds in Hong Kong this year, the most among global IPO venues, according to London Stock Exchange Group data.

China cuts benchmark lending rates to help ease impact of US trade war. China cut benchmark lending rates for the first time since October on 20th May, while major state banks lowered borrowing costs as authorities work to ease monetary policy to help buffer the economy from the impact of the trade war with the U.S. The widely expected rate cuts are aimed at stimulating consumption and loan growth in a weakening economy while still protecting commercial lenders' shrinking profit margins. The People's Bank of China said the one year loan prime rate (LPR), a benchmark determined by banks, had been lowered by 10 basis points to 3.0% , while the five year LPR was reduced by the same margin to 3.5%.

Source: CSOP Asset Management Limited

### Disclaimer

This advertisement material is prepared for information purposes only and may not be published, circulated, reproduced or distributed in whole or part, whether directly or indirectly, to any person without the prior written consent of AmFunds Management Berhad [198601005272 (154432-A)] ("AmInvest"). This advertisement material should not be construed as an offer or solicitation for the purchase or sale of any units in AmInvest's wholesale fund(s). Investors shall be solely responsible for using and relying on any contents in this advertisement material. AmInvest and its employees shall not be held liable to the investors for any damage, direct, indirect or consequential losses (including loss of profit), claims, actions, demands, liabilities suffered by the investors or proceedings and judgments brought or established against the investors, and costs, charges and expenses incurred by the investors or for any investment decision that the investors have made as a result of relying on the content or information in this advertisement material. Investors are advised to read and understand the contents of the Information Memorandum dated 31 May 2022 for New China Sectors Index Fund, including any supplementary made thereof from time to time ("Information Memorandum(s)") and its Product Highlights Sheet ("PHS"), obtainable at [www.aminvest.com](http://www.aminvest.com), before making an investment decision. The Information Memorandum(s) and PHS have been lodged with the Securities Commission Malaysia, who takes no responsibility for its contents. The Securities Commission Malaysia has not reviewed this advertisement material. Investors may wish to seek advice from a professional advisor before making an investment. The Fund's units will only be issued upon receipt of the complete application form accompanying the Information Memorandum(s). Past performance of the Fund is not an indication of its future performance. The Fund's unit prices and income distribution payable, if any, may rise or fall. Where a unit split/distribution is declared, investors are advised that following the issue of additional units/distribution, the Net Asset Value ("NAV") per unit will be reduced from pre-unit split NAV/cum-distribution NAV to post-unit split NAV/ex-distribution NAV. Please be advised that where a unit split is declared, the value of investor's investment in Malaysian Ringgit will remain unchanged after the distribution of the additional units. Investments in the Fund are exposed to risk of passive strategy, risk of not meeting the Fund's investment objective, secondary trading risk, currency risk, income distribution risk and liquidity risk. Please refer to the Information Memorandum(s) for detailed information on the specific risks of the fund(s). Investors are advised to consider these risks and other general risk elaborated, as well as the fees, charges and expenses involved. This advertisement material may be translated into languages other than English. In the event of any dispute or ambiguity arising out of such translated versions of this advertisement material, the English version shall prevail. AmInvest's Privacy Notice can be accessed via [aminvest.com](http://aminvest.com). Note: Unless stated otherwise, all fees, charges and/or expenses disclosed in this material are exclusive by way of example and not limitation; goods and services tax, value added tax, consumption tax, levies, duties and other taxes as may be imposed by the Government of Malaysia from time to time (collectively known as "Taxes"). If these fees, charges and/or expenses are subject to any Taxes, such Taxes shall be borne and payable by the Unit Holders and/or the Fund (as the case may be) at the prevailing rate, including any increase or decrease to the rate, in addition to the fees, charges and/or expenses stated herein. Privacy Notice: AmFunds Management Berhad [Company Registration: 198601005272 (154432-A)] issued its Privacy Notice as required by Personal Data Protection Act 2010, which details the use and processing of your personal information by AmFunds Management Berhad. The Privacy Notice can be accessed via [www.aminvest.com](http://www.aminvest.com) and is also available at our head office. If you have any queries in relation to the Privacy Notice of AmFunds Management Berhad, please feel free to contact our Customer Service Representative at Tel: +603 2032 2888 OR e-mail: [enquiries@aminvest.com](mailto:enquiries@aminvest.com).

