



Fund Factsheet June 2025

Precious Metals Securities



Fund Overview

Investment Objective

Precious Metals Securities (the "Fund") aims to achieve capital appreciation by investing in a portfolio of global Shariah-compliant equity and Shariah-compliant equity-related securities (including, without limitation, Islamic depository receipts, but excluding Shariah-compliant preferred shares and sukuk), of companies engaged in activities (exploration, mining and processing) related to gold, silver, platinum or other precious metals or minerals.

The Fund is suitable for investors:

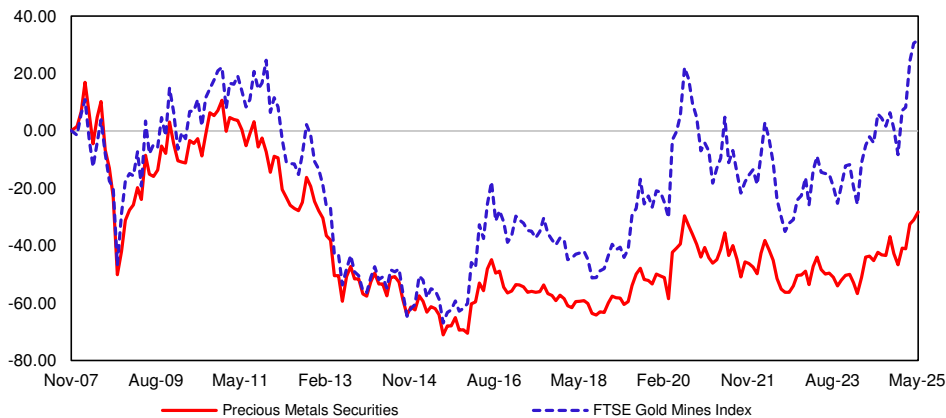
- seeking global investment strategy that conforms to Shariah principles.
- seeking potential medium to long-term* capital appreciation.
- willing to invest in gold, silver, platinum and other precious metals equities, and their related equities.

Note: *Medium to long-term refers to a period of at least three (3) years.

Any material change to the investment objective of the Fund would require Unit Holders' approval.

Fund Performance (as at 31 May 2025)

Cumulative performance over the period (%)



Past performance is not necessarily indicative of future performance. Unit prices and investment returns may go down as well as up.

Source: AmFunds Management Berhad

Performance Table (as at 31 May 2025)

Cumulative Return (%)	YTD	1 Month	6 Months	1 Year	3 Years	5 Years
Fund	34.67	4.10	25.49	27.31	30.87	21.47
*Benchmark	43.80	1.05	30.86	34.54	48.23	32.19
Annualised Return (%)	3 Years	5 Years	10 Years	Since Inception		
Fund	9.38	3.97	6.56	-1.88		
*Benchmark	14.01	5.74	11.48	1.57		
Calendar Year Return (%)	2024	2023	2022	2021	2020	
Fund	6.53	0.63	-5.45	-11.45	18.45	
*Benchmark	3.90	13.97	-10.46	-9.73	21.11	

*FTSE Gold Mines Index

Source Benchmark: *AmFunds Management Berhad

Source Fund Return : Novagni Analytics and Advisory Sdn. Bhd.

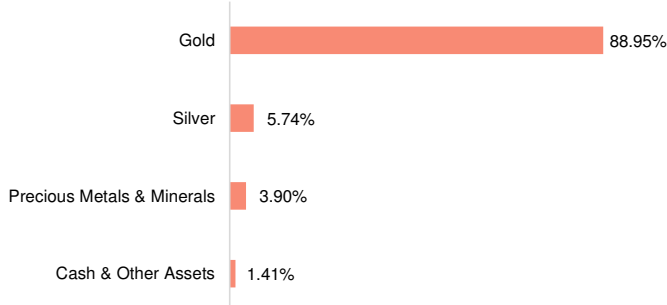
Past performance is not necessarily indicative of future performance. The performance is calculated based on NAV-to-NAV using Time Weighted Rate of Return ("TWRR") method.

Asset Allocation (as at 31 May 2025)

DWS Noor Precious Metals Securities Fund	91.75%
Money market deposits and cash equivalents	8.25%

Source: AmFunds Management Berhad

Target Fund's Sector Allocation* (as at 31 May 2025)



Source: DWS

*As percentage of NAV. Please note that asset exposure for the Target Fund is subject to frequent change on a daily basis.

Fund Facts

Fund Category / Type

Feeder (Global Islamic equity) / Growth

Base Currency

MYR

Investment Manager

AmIslamic Funds Management Sdn Bhd

Launch Date

15 November 2007

Initial Offer Price

MYR 1.0000

Minimum Initial Investment

MYR 1,000

Minimum Additional Investment

MYR 500

Annual Management Fee

Up to 1.80% p.a. of the NAV of the Fund

Annual Trustee Fee

Up to 0.08% p.a. of the NAV of the Fund

Entry Charge

Up to 5.00% of NAV per unit of the Fund

Exit Fee

Nil

Redemption Payment Period

Within ten (10) Business Days of receiving the redemption request.

Income Distribution

Income distribution (if any) will be reinvested

*Data as at (as at 31 May 2025)

NAV Per Unit* MYR 0.6681

Fund Size* MYR 106.94 million

Unit in Circulation* 160.07 million

1- Year NAV High* MYR 0.6985 (17 Apr 2025)

1- Year NAV Low* MYR 0.4941 (18 Jun 2024)

Source: AmFunds Management Berhad

The above fees and charges may be subject to any applicable taxes and/or duties (imposed by the Government of Malaysia which are payable by the unit holder(s) and/or the Fund (as the case may be) at the prevailing rate.

Income Distribution History

Year	Total Payout per unit (Sen)	Yield (%)
2024	N/A	N/A
2023	N/A	N/A
2022	N/A	N/A
2021	N/A	N/A
2020	N/A	N/A

Source: AmFunds Management Berhad

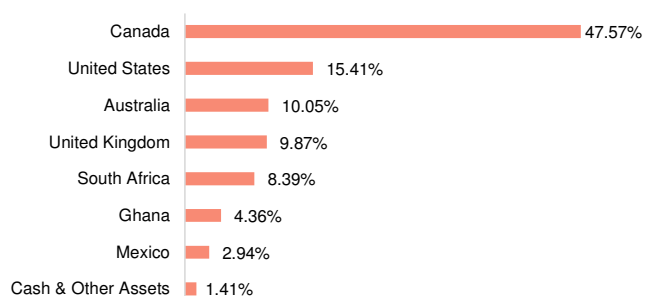
Historical income distribution is not indicative of future income distribution payout. The income could be in the form of units or cash. Unit prices and income distribution, if any, may rise or fall. Where an income distribution is declared, investors are advised that following the distribution the net asset value per unit will be reduced from cum-distribution NAV to ex-distribution NAV.

Target Fund's Top 5 Holdings (as at 31 May 2025)

Agnico Eagle Mines Ltd.	8.63%
Newmont Corp.	8.18%
Franco-Nevada Corp.	7.94%
Barrick Mining Corp.	6.92%
Northern Star Resources Ltd.	5.81%

Source: DWS

Target Fund's Country Allocation* (as at 31 May 2025)



Source: DWS

Market Review

- During the month of April, Gold was the only precious metal that had a positive return of 5.29%. Palladium, Silver, and Platinum each had negative returns of -4.68%, -4.31%, and -2.79%, respectively.
- Gold and precious metals equities, as measured by the S&P BMI Gold and Precious Metals Index (non-Sharia compliant), gained 6.73% during the period.
- Gold ETFs had net inflows of 0.92mm oz, or about 1.0% of total known gold ETFs.

Current Gold & Precious Metals Themes

Precious Metals performance led the way for Commodities on the strength of Gold, while Palladium, Silver, and Platinum weighed on performance for the segment.

We hold a positive view on gold on a long-term paradigm shift, the drivers are central bank reserve accumulation, asset flows, and a flight-to-safety bid during risk-off events. However, gold prices have moved in sync with other risky assets, but gold is also a liquid asset for generating cash at times of distress. The physical gold premium should recede with gold bullion been excluded from tariffs. However, favoritism for physical gold should keep physical gold in premium vs. future contracts. Top-extensions and positioning show more risk to a pullback, but we remain bullish medium term and see pullbacks getting bought by investors.

Silver and Palladium/Platinum more exposed to weaker growth and 25% tariffs on autos. Industrial demand of Silver from areas such as solar panels, wind power generators, etc. may decline due to slow down in global GDP. On the flip side, should countries such as China apply fiscal measures to counter tariff impact, silver demand may benefit from additional infrastructure spending programs.

Consolidation Fever: Why M&A Could Be Mid-Cap Gold

Despite historical concerns about high debt levels among gold miners, many now have improved balance sheets and exceptionally strong margins thanks to soaring metal prices. However, many haven't invested adequately in finding new gold deposits, potentially jeopardizing future production growth. This opens the door for potential consolidation. With valuations, particularly in mid- and small-cap equities, still lagging their larger counterparts, the stage is set for potential mergers and acquisitions, and we are already seeing the announcement of some deals. Larger miners, flush with cash and facing limited organic growth opportunities, may look to acquire exploration-focused mid-cap companies or consolidate existing assets, propelling a wave of deals across the sector. This presents savvy investors with the chance to unlock significant value, especially in undervalued mid-cap equities poised to be absorbed by bigger players. In a gold market poised for both growth and consolidation, we meticulously select established producers who, unlike many peers, have already invested in securing future production. They now enjoy falling capital expenditures as cash flow and production steadily climb, all while demonstrating exemplary cost control and consistent target-beating. These companies, boasting ample reserves and long mine lives, are prime targets in the predicted mid-cap M&A wave. As larger players seek established growth, these producers stand to be acquired at a premium, unlocking significant value for our investors. While the market might bask in the general upward trend, our focus on proven winners, operational efficiency, and future-proofed reserves positions us to deliver alpha as the gold story unfolds.

The outlook for gold miners has risen alongside gold spot price. While share prices have risen, they haven't maintained pace with gold price. Gold miners faced pressure from rapid cost expansion in the past 2 years, keeping margins subdued and valuations low. Cost inflation, however, has stabilized while gross margins and free cash flow yields have risen on account of rising gold and silver prices. Current spot prices imply high upside for gold miners at today's valuations, creating a very favorable outlook for the sector. The gold mining sector is still lacking in names that can boast a strong growth profile past the one- to two-year time horizon. A lack of recent investment in growth and discovery may cause companies to face shrinking production as large miners continue to seek growth through M&A of smaller names instead of discovery.

Fund Performance and Contributors

- During the month of April, the fund gained 6.97% in USD.
- The top 3 individual contributors to the fund were Agnico Eagle Mines Limited, Newmont Corporation, and Kinross Gold Corporation.
- The top 3 detractors were Barrick Gold Corporation, Northam Platinum Holdings Limited, and Anglo American Platinum Limited.

Source: DWS

Disclaimer

Source: London Stock Exchange Group plc and its group undertakings (collectively, the "LSE Group"). © LSE Group 2024. FTSE Russell is a trading name of certain of the LSE Group companies. "FTSE®" "FTSE Russell®", is a trade mark(s) of the relevant LSE Group companies and is used by any other LSE Group company under license. All rights in the FTSE Russell indexes or data vest in the relevant LSE Group company which owns the index or the data. Neither LSE Group nor its licensors accept any liability for any errors or omissions in the indexes or data and no party may rely on any indexes or data contained in this communication. No further distribution of data from the LSE Group is permitted without the relevant LSE Group company's express written consent. The LSE Group does not promote, sponsor or endorse the content of this communication.

Based on the Fund's portfolio returns as at 31 May 2025, the Volatility Factor ("VF") for this Fund is 25.3 and is classified as "Very High" (Source: Lipper). "Very High" includes funds with VF that are more than 16.495 (Source: Lipper). The VF means there is a possibility for the Fund in generating an upside return or downside return around this VF. The Volatility Class ("VC") is assigned by Lipper based on quintile ranks of VF for qualified funds. VF is subject to monthly revision and VC will be revised every six months. The Fund's portfolio may have changed since this date and there is no guarantee that the Fund will continue to have the same VF or VC in the future. Presently, only funds launched in the market for at least 36 months will display the VF and its VC.

This advertisement material is prepared for information purposes only and may not be published, circulated, reproduced or distributed in whole or part, whether directly or indirectly, to any person without the prior written consent of AmFunds Management Berhad [198601005272 (154432-A)] ("AmInvest"). This advertisement material should not be construed as an offer or solicitation for the purchase or sale of any units in AmInvest's unit trust fund(s). Investors shall be solely responsible for using and relying on any contents in this advertisement material. AmInvest and its employees shall not be held liable to the investors for any damage, direct, indirect or consequential losses (including loss of profit), claims, actions, demands, liabilities suffered by the investors or proceedings and judgments brought or established against the investors, and costs, charges and expenses incurred by the investors or for any investment decision that the investors have made as a result of relying on the content or information in this advertisement material. Investors are advised to read and understand the contents of the Master Prospectus dated 10 September 2017, including any supplementary made thereof from time to time ("Prospectus(es)") and its Product Highlights Sheet ("PHS"), obtainable at www.aminvest.com, before making an investment decision. The Prospectus(es) and PHS have been registered with the Securities Commission Malaysia, who takes no responsibility for its contents. The Securities Commission Malaysia has not reviewed this advertisement material. Investors may wish to seek advice from a professional advisor before making an investment. The Fund's units will only be issued upon receipt of the complete application form accompanying the Prospectus(es). Past performance of the Fund is not an indication of its future performance. The Fund's unit prices and income distribution payable, if any, may rise or fall. Where a unit split/distribution is declared, investors are advised that following the issue of additional units/distribution, the Net Asset Value ("NAV") per unit will be reduced from pre-unit split NAV/cum-distribution NAV to post-unit split NAV/ex-distribution NAV. Please be advised that where a unit split is declared, the value of investor's investment in Malaysian Ringgit will remain unchanged after the distribution of the additional units. Investments in the Fund are exposed to industry specific risk, currency risk, risk of a passive strategy, risk of not meeting the Fund's investment objective, Shariah non-compliance risk and counterparty credit risk. Please refer to the Prospectus(es) for detailed information on the specific risks of the fund(s). Investors are advised to consider these risks and other general risk elaborated, as well as the fees, charges and expenses involved. While our Shariah-compliant fund(s) have been structured to conform to Shariah principles, investors should seek their own independent Shariah advice prior to investing in any of our Shariah-compliant fund(s). This advertisement material may be translated into languages other than English. In the event of any dispute or ambiguity arising out of such translated versions of this advertisement material, the English version shall prevail. AmInvest's Privacy Notice can be accessed via aminvest.com. Note: Unless stated otherwise, all fees, charges and/or expenses disclosed in this material are exclusive by way of example and not limitation; goods and services tax, value added tax, consumption tax, levies, duties and other taxes as may be imposed by the Government of Malaysia from time to time (collectively known as "Taxes"). If these fees, charges and/or expenses are subject to any Taxes, such Taxes shall be borne and payable by the Unit Holders and/or the Fund (as the case may be) at the prevailing rate, including any increase or decrease to the rate, in addition to the fees, charges and/or expenses stated herein. Privacy Notice: AmFunds Management Berhad [Company Registration: 198601005272 (154432-A)] issued its Privacy Notice as required by Personal Data Protection Act 2010, which details the use and processing of your personal information by AmFunds Management Berhad. The Privacy Notice can be accessed via www.aminvest.com and is also available at our head office. If you have any queries in relation to the Privacy Notice of AmFunds Management Berhad, please feel free to contact our Customer Service Representative at Tel: +603 2032 2888 OR e-mail: enquiries@aminvest.com.

