



Fund Factsheet July 2025

Robotech Fund

Fund Overview

Investment Objective

Robotech Fund (the "Fund") aims to provide long-term* capital growth by investing in the Target Fund which invests in an actively managed listed equity and equity-related securities portfolio.

The Fund is suitable for sophisticated investors seeking for:

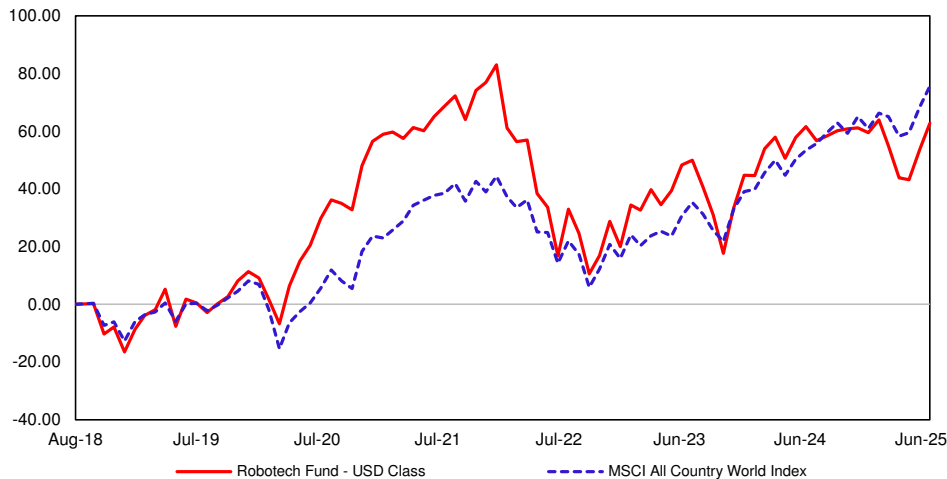
- capital appreciation over a long term* investment horizon; and
- portfolio diversification through exposure in global equity market.

Note: *Long term refers to a period at least five (5) years.

Any material change to the investment objective of the Fund would require Unit Holders' approval.

Fund Performance (as at 30 June 2025)

Cumulative performance over the period (%)



Past performance is not necessarily indicative of future performance. Unit prices and investment returns may go down as well as up.
Source: AmFunds Management Berhad

Performance Table in Share Class Currency (as at 30 June 2025)

Cumulative Return (%)	YTD	1 Month	6 Months	1 Year	3 Years	5 Years
Fund (USD)	2.06	6.03	2.06	0.75	39.38	35.22
*Benchmark (USD)	9.10	4.36	9.10	14.45	53.81	74.87
Fund (MYR-Hedged)	0.62	5.75	0.62	-1.88	24.39	20.12

Annualised Return (%)	3 Years	5 Years	10 Years	Since Inception
Fund (USD)	11.70	6.22	-	7.31
*Benchmark (USD)	15.42	11.82	-	8.52
Fund (MYR-Hedged)	7.54	3.73	-	5.24

Calendar Year Return (%)	2024	2023	2022	2021	2020
Fund (USD)	10.19	20.60	-34.44	16.92	40.69
*Benchmark (USD)	15.73	20.09	-19.80	16.80	14.34
Fund (MYR-Hedged)	6.98	14.10	-35.64	16.75	39.76

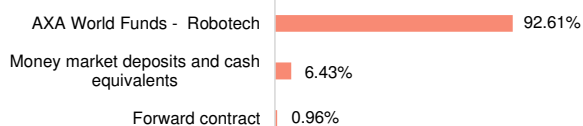
*MSCI All Country World Index

Source: Benchmark: *AmFunds Management Berhad

Source Fund Return: Novagiri Analytics and Advisory Sdn. Bhd.

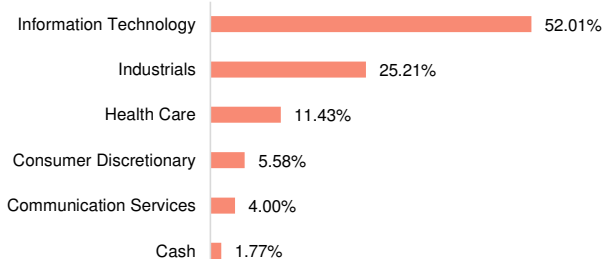
Past performance is not necessarily indicative of future performance. The performance is calculated based on NAV-to-NAV using Time Weighted Rate of Return ("TWRR") method.

Asset Allocation (as at 30 June 2025)



Source: AmFunds Management Berhad

Target Fund's Sector Allocation* (as at 30 June 2025)



Source: AXA Investment Managers - GICS - MSCI

*As percentage of NAV. Please note that asset exposure for the Target Fund is subject to frequent change on a daily basis.

Fund Facts

Fund Category / Type

Wholesale (Feeder Fund) / Growth

Base Currency

USD

Investment Manager

AmFunds Management Berhad

Launch Date

USD 08 August 2018

MYR-Hedged Class 08 August 2018

Initial Offer Price

USD USD 1.0000

MYR-Hedged Class MYR 1.0000

Minimum Initial / Additional Investment

USD USD 5,000 / USD 5,000

MYR-Hedged Class MYR 5,000 / MYR 5,000

Annual Management Fee

Up to 1.80% p.a. of the Fund's NAV

Annual Trustee Fee

Up to 0.06% p.a. of the Fund's NAV

Entry Charge

Up to 5.00% of the NAV per unit of the Class(es)

Exit Fee

Nil

Redemption Payment Period

By the 14th day of receiving the redemption request with complete documents.

Income Distribution

MYR-Hedged Class

Distribution, if any, can be in the form of cash (by telegraphic transfer) or units (by reinvestment into units of the respective Classes).

Note: If income distribution earned does not exceed MYR 500, it will be automatically reinvested.

Other Classes

Distribution, if any, to be reinvested into units of the respective Classes.

*Data as at (as at 30 June 2025)

NAV Per Unit*

USD Class USD 1.6267

MYR-Hedged Class MYR 1.4216

Fund Size*

USD Class USD 0.57 million

MYR-Hedged Class MYR 3.55 million

Unit in Circulation*

USD Class 0.35 million

MYR-Hedged Class 2.50 million

1- Year NAV High*

USD Class USD 1.6959 (23 Jan 2025)

MYR-Hedged Class MYR 1.5078 (16 Jul 2024)

1- Year NAV Low*

USD Class USD 1.2611 (08 Apr 2025)

MYR-Hedged Class MYR 1.1083 (08 Apr 2025)

Source: AmFunds Management Berhad

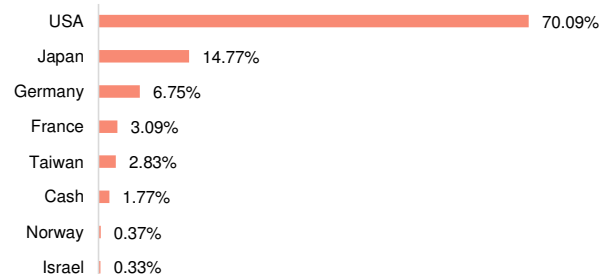
The above fees and charges may be subject to any applicable taxes and/or duties (imposed by the Government of Malaysia which are payable by the unit holder(s) and/or the Fund (as the case may be) at the prevailing rate.

Target Fund's Top 5 Holdings (as at 30 June 2025)

NVIDIA Corp	8.36%
Amazon.com Inc	5.58%
Cadence Design System Inc	3.81%
Keyence Corp	3.67%
Intuitive Surgical Inc	3.56%

Source: AXA Investment Managers - GICS - MSCI

Target Fund's Country Allocation* (as at 30 June 2025)



Source: AXA Investment Managers - GICS - MSCI

Markets have been volatile following the tariff announcements on 2nd April ("Liberation Day"). Later in the month, investor sentiment started to improve as the Trump administration delayed the implementation of some of the tariffs and signalled that they were open to negotiations with countries to secure deals. Investors are paying close attention to developments here as we seek to understand where things are likely to ultimately settle. During earnings season, companies have understandably had a challenge to be able to articulate with confidence what the impact of tariffs may be over the coming quarters – however, as evidenced by the market strengthening in the second half of the month, companies results have sounded better than feared and investors have taken some reassurance from the postponement of some of the tariffs.

The tariffs are seen by the US administration as a key tool to address what they deem to be unfair trade practises for many nations around the world and making foreign imports more expensive will be a key driver to support US manufacturing and reshore activity and jobs domestically. Ultimately, Trump's manufacturing agenda, if successful, should favour major investments in the US and we believe the Robotech strategy is well positioned to benefit from this. We also believe that Trump's push for deregulation and the emphasis on speeding up permitting process for construction should aid activity here. However, at present there continues to be a lot of uncertainty about the impact of these tariffs and some business decisions will inevitably be put on hold until there is greater clarity.

Source: AXA Investment Managers - MSCI

Disclaimer

Source: MSCI. The MSCI information may only be used for your internal use, may not be reproduced or disseminated in any form and may not be used as a basis for or a component of any financial instruments or products or indices. None of the MSCI information is intended to constitute investment advice or a recommendation to make (or refrain from making) any kind of investment decision and may not be relied on as such. Historical data and analysis should not be taken as an indication or guarantee of any future performance analysis, forecast or prediction. The MSCI information is provided on an "as is" basis and the user of this information assumes the entire risk of any use made of this information. MSCI, each of its affiliates and each other person involved in or related to compiling, computing or creating any MSCI information (collectively, the "MSCI Parties") expressly disclaims all warranties (including, without limitation, any warranties of originality, accuracy, completeness, timeliness, non-infringement, merchantability and fitness for a particular purpose) with respect to this information. Without limiting any of the foregoing, in no event shall any MSCI Party have any liability for any direct, indirect, special, incidental, punitive, consequential (including, without limitation, lost profits) or any other damages. (www.msci.com).

This advertisement material is prepared for information purposes only and may not be published, circulated, reproduced or distributed in whole or part, whether directly or indirectly, to any person without the prior written consent of AmFunds Management Berhad [198601005272 (154432-A)] ("AmInvest"). This advertisement material should not be construed as an offer or solicitation for the purchase or sale of any units in AmInvest's wholesale fund(s). Investors shall be solely responsible for using and relying on any contents in this advertisement material. AmInvest and its employees shall not be held liable to the investors for any damage, direct, indirect or consequential losses (including loss of profit), claims, actions, demands, liabilities suffered by the investors or proceedings and judgments brought or established against the investors, and costs, charges and expenses incurred by the investors or for any investment decision that the investors have made as a result of relying on the content or information in this advertisement material. Investors are advised to read and understand the contents of the Information Memorandum dated 08 August 2018 for Robotech Fund, including any supplementary made thereof from time to time ("Information Memorandum(s)") and its Product Highlights Sheet ("PHS"), obtainable at www.aminvest.com, before making an investment decision. The Information Memorandum(s) and PHS have been lodged with the Securities Commission Malaysia, who takes no responsibility for its contents. The Securities Commission Malaysia has not reviewed this advertisement material. Investors may wish to seek advice from a professional advisor before making an investment. The Fund's units will only be issued upon receipt of the complete application form accompanying the Information Memorandum(s). Past performance of the Fund is not an indication of its future performance. The Fund's unit prices and income distribution payable, if any, may rise or fall. Where a unit split/distribution is declared, investors are advised that following the issue of additional units/distribution, the Net Asset Value ("NAV") per unit will be reduced from pre-unit split NAV/cum-distribution NAV to post-unit split NAV/ex-distribution NAV. Please be advised that where a unit split is declared, the value of investor's investment in Malaysian Ringgit will remain unchanged after the distribution of the additional units. Investments in the Fund are exposed to risk of passive strategy, risk of not meeting the Fund's investment objective, currency risk, income distribution risk, liquidity risk and counterparty credit risk. Please refer to the Information Memorandum(s) for detailed information on the specific risks of the fund(s). Investors are advised to consider these risks and other general risk elaborated, as well as the fees, charges and expenses involved. This advertisement material may be translated into languages other than English. In the event of any dispute or ambiguity arising out of such translated versions of this advertisement material, the English version shall prevail. AmInvest's Privacy Notice can be accessed via aminvest.com. Note: Unless stated otherwise, all fees, charges and/or expenses disclosed in this material are exclusive by way of example and not limitation; goods and services tax, value added tax, consumption tax, levies, duties and other taxes as may be imposed by the Government of Malaysia from time to time (collectively known as "Taxes"). If these fees, charges and/or expenses are subject to any Taxes, such Taxes shall be borne and payable by the Unit Holders and/or the Fund (as the case may be) at the prevailing rate, including any increase or decrease to the rate, in addition to the fees, charges and/or expenses stated herein. Privacy Notice: AmFunds Management Berhad [Company Registration: 198601005272 (154432-A)] issued its Privacy Notice as required by Personal Data Protection Act 2010, which details the use and processing of your personal information by AmFunds Management Berhad. The Privacy Notice can be accessed via www.aminvest.com and is also available at our head office. If you have any queries in relation to the Privacy Notice of AmFunds Management Berhad, please feel free to contact our Customer Service Representative at Tel: +603 2032 2888 OR e-mail: enquiries@aminvest.com.