

**AmRobotech Fund**  
(formerly known as Robotech Fund)

**Fund Overview**

**Investment Objective**

AmRobotech Fund (formerly known as Robotech Fund) (the "Fund") aims to provide long-term\* capital growth by investing in the Target Fund which invests in an actively managed listed equity and equity-related securities portfolio.

**The Fund is suitable for Sophisticated Investors<sup>1</sup> seeking for:**

- capital appreciation over a long term\* investment horizon; and
- portfolio diversification through exposure in global equity market.

Note: \*Long term refers to a period at least five (5) years.

Any material change to the investment objective of the Fund would require Unit Holders' approval.

This material is not intended for non-sophisticated investors. <sup>1</sup>Please refer to the definition of "Sophisticated Investor" in the Information Memorandum

**Fund Facts**

**Fund Category / Type**

Wholesale (Feeder Fund) / Growth

**Base Currency**

USD

**Investment Manager**

AmFunds Management Berhad

**Launch Date**

USD 08 August 2018

MYR-Hedged Class 08 August 2018

**Initial Offer Price**

USD USD 1.0000

MYR-Hedged Class MYR 1.0000

**Minimum Initial / Additional Investment**

USD USD 5,000 / USD 5,000

MYR-Hedged Class MYR 5,000 / MYR 5,000

**Annual Management Fee**

Up to 1.80% p.a. of the Fund's NAV

**Annual Trustee Fee**

Up to 0.06% p.a. of the Fund's NAV

**Entry Charge**

Up to 5.00% of the NAV per unit of the Class(es)

**Exit Fee**

Nil

**Redemption Payment Period**

By the 14th day of receiving the redemption request with complete documents.

**Income Distribution**

MYR-Hedged Class

Distribution, if any, can be in the form of cash (by telegraphic transfer) or units (by reinvestment into units of the respective Classes).

Note: If income distribution earned does not exceed MYR 500, it will be automatically reinvested.

Other Classes

Distribution, if any, to be reinvested into units of the respective Classes.

**\*Data as at (as at 31 March 2026)**

**NAV Per Unit\***

USD Class USD 1.6704

MYR-Hedged Class MYR 1.4294

**Fund Size\***

USD Class USD 0.26 million

MYR-Hedged Class MYR 3.10 million

**Unit in Circulation\***

USD Class 0.16 million

MYR-Hedged Class 2.17 million

**1- Year NAV High\***

USD Class USD 1.9008 (25 Feb 2026)

MYR-Hedged Class MYR 1.6325 (25 Feb 2026)

**1- Year NAV Low\***

USD Class USD 1.2611 (08 Apr 2025)

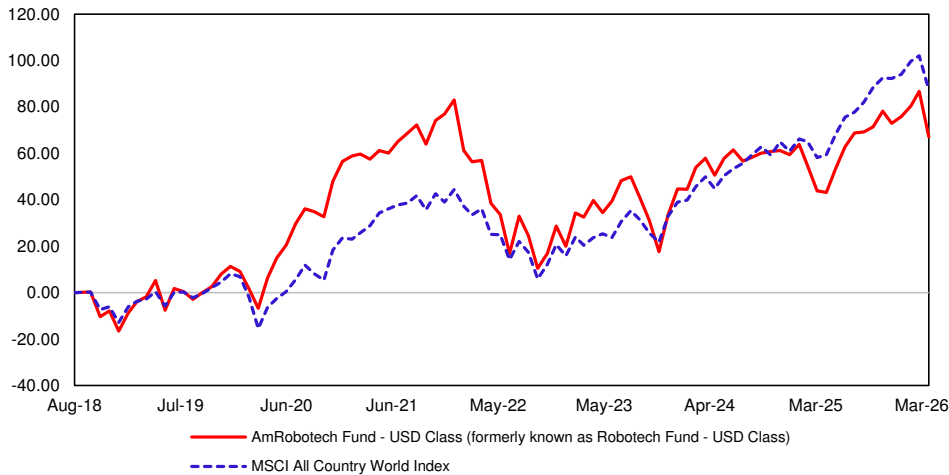
MYR-Hedged Class MYR 1.1083 (08 Apr 2025)

Source: AmFunds Management Berhad

The above fees and charges may be subject to any applicable taxes and/or duties (imposed by the Government of Malaysia which are payable by the unit holder(s) and/or the Fund (as the case may be) at the prevailing rate.

**Fund Performance (as at 31 March 2026)**

**Cumulative performance over the period (%)**



**Performance Table in Share Class Currency (as at 31 March 2026)**

Cumulative Return (%)	YTD	1 Month	6 Months	1 Year	3 Years	5 Years
Fund (USD)	-4.96	-10.55	-2.48	16.19	19.62	6.10
*Benchmark (USD)	-3.52	-7.36	-0.59	18.35	51.36	45.40
Fund (MYR-Hedged)	-5.67	-10.87	-3.95	12.92	6.94	-7.75

Annualised Return (%)	3 Years	5 Years	10 Years	Since Inception
Fund (USD)	6.15	1.19	-	6.94
*Benchmark (USD)	14.80	7.77	-	8.56
Fund (MYR-Hedged)	2.26	-1.60	-	4.78

Calendar Year Return (%)	2025	2024	2023	2022	2021
Fund (USD)	10.27	10.19	20.60	-34.44	16.92
*Benchmark (USD)	20.60	15.73	20.09	-19.80	16.80
Fund (MYR-Hedged)	7.25	6.98	14.10	-35.64	16.75

\*MSCI All Country World Index

Source Benchmark: \*AmFunds Management Berhad

Source Fund Return: Novagni Analytics and Advisory Sdn. Bhd.

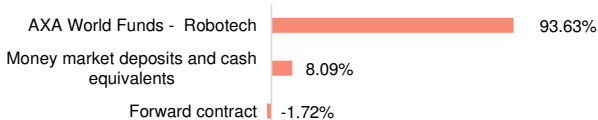
The returns presented are net of all relevant fees, charges, and costs associated with the wholesale investment. These may include, but are not limited to, management fees, trustee fees, and other applicable charges. Over time, such fees and charges can materially reduce the overall returns on your investment.

It is important to note that the sales charge is deducted upfront and directly reduces the amount of the initial investment that is allocated to the fund, which in turn can have the effect of lowering returns to investors in the long run. These costs may be deducted from your investment amount, from the returns generated, or directly from the Fund's assets, and are reflected in the unit price (NAV per unit). This includes expenses related to the marketing and distribution of the Fund. Additionally, all fees and charges payable to the Manager and the Trustee are subject to applicable taxes and/or duties, which may vary from time to time as imposed by the government.

Given the impact these costs can have on your investment returns, investors are strongly advised to read and understand the contents of the Fund's information memorandum and consider the cumulative impact of these costs before making any investment decision.

Past performance is not necessarily indicative of future performance and that unit prices and investment returns may go down, as well up.

**Asset Allocation (as at 31 March 2026)**



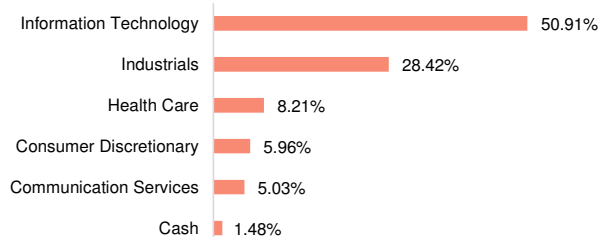
Source: AmFunds Management Berhad

**Target Fund's Top 5 Holdings (as at 31 March 2026)**

NVIDIA Corp	6.66%
Teradyne Inc	4.42%
Taiwan Semiconductor Manufacturing	4.09%
Amazon.com Inc	3.80%
Mitsubishi Electric Corp	3.80%

Source: BNP Paribas Asset Management

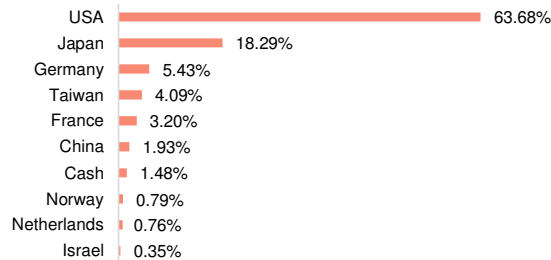
### Target Fund's Sector Allocation\* (as at 31 March 2026)



Source: BNP Paribas Asset Management

\*As percentage of NAV. Please note that asset exposure for the Target Fund is subject to frequent change on a daily basis.

### Target Fund's Country Allocation\* (as at 31 March 2026)



Source: BNP Paribas Asset Management

### Target Fund Manager's Commentary (as at 31 March 2026)

During December 2025, the International Robotics Exhibition was held in Tokyo – an event that occurs every 2 years and is an opportunity for automation companies to showcase their latest products to industrial buyers. There were a number of interesting partnerships announced during the trade show, including Fanuc partnering with Nvidia on a series of AI enabled robots and a partnership between Yaskawa Electric and Softbank – a Japanese Technology investment group. The artificial intelligence industry has progressed hugely since the launch of Chat GPT around 3 years ago and appears poised now to make further progress in to “Physical AI”. Physical AI brings embedded intelligence into physical objects – ranging from warehouse automation solutions, industrial robotics, automobiles and even in to newer form factors such as Humanoid Robots and Drones. In early January, the Consumer Electronics Show (CES) in Las Vegas also saw a flurry of new Physical AI products being launched. Whilst we are still in the early stages of the development of these solutions, the combination of Automation and Artificial Intelligence creates a new powerful growth opportunity for the industry that is starting to gain traction.

Investor sentiment has continued to improve as trade uncertainty has reduced. The current earnings season has generally been strong, and we have seen a reassuring resilience of company results and an optimism that greater stability in global trade will allow companies to make investment decisions with greater clarity. The tariffs are seen by the US administration as a key tool to address what they deem to be unfair trade practises for many nations around the world and making imports more expensive will be a key driver to support US manufacturing and reshore activity and jobs domestically. Ultimately, Trump's manufacturing agenda, if successful, should favour major investments in the US and we believe the Robotech strategy is well positioned to benefit from this. We also believe that Trump's push for deregulation and the emphasis on speeding up permitting process for construction should aid activity here.

We have seen very strong levels of CAPEX from the large Technology companies as they invest heavily in the infrastructure required for artificial intelligence and have seen indications that this heavily spending will continue in to 2026. This has been further supported by the passing of the “One Big Beautiful Bill Act” in the US which allows for the immediate depreciation of infrastructure and R&D investments and is expected to provide significant tax savings for companies investing heavily. In Europe, we have seen initiatives principally from Germany, who have launched a 500 billion Euro Infrastructure and Climate Bill set up to support investment in Germany over the next 12 years as well as an initiative from 61 Corporates in Germany to invest 631bn Euros domestically by 2028.

Source: BNP Paribas Asset Management

### Disclaimer

Source: MSCI. The MSCI information may only be used for your internal use, may not be reproduced or disseminated in any form and may not be used as a basis for or a component of any financial instruments or products or indices. None of the MSCI information is intended to constitute investment advice or a recommendation to make (or refrain from making) any kind of investment decision and may not be relied on as such. Historical data and analysis should not be taken as an indication or guarantee of any future performance analysis, forecast or prediction. The MSCI information is provided on an “as is” basis and the user of this information assumes the entire risk of any use made of this information. MSCI, each of its affiliates and each other person involved in or related to compiling, computing or creating any MSCI information (collectively, the “MSCI Parties”) expressly disclaims all warranties (including, without limitation, any warranties of originality, accuracy, completeness, timeliness, non-infringement, merchantability and fitness for a particular purpose) with respect to this information. Without limiting any of the foregoing, in no event shall any MSCI Party have any liability for any direct, indirect, special, incidental, punitive, consequential (including, without limitation, lost profits) or any other damages. (www.msci.com).

This advertisement material is prepared for information purposes only and may not be published, circulated, reproduced or distributed in whole or part, whether directly or indirectly, to any person without the prior written consent of AmFunds Management Berhad [198601005272 (154432-A)] (“AmInvest”). This advertisement material should not be construed as an offer or solicitation for the purchase or sale of any units in AmInvest's wholesale fund(s). Investors shall be solely responsible for using and relying on any contents in this advertisement material. AmInvest and its employees shall not be held liable to the investors for any damage, direct, indirect or consequential losses (including loss of profit), claims, actions, demands, liabilities suffered by the investors or proceedings and judgments brought or established against the investors, and costs, charges and expenses incurred by the investors or for any investment decision that the investors have made as a result of relying on the content or information in this advertisement material. Investors are advised to read and understand the contents of the Information Memorandum dated 08 August 2018 for Robotech Fund, including any supplementary material made thereof from time to time (“Information Memorandum(s)”) and its Product Highlights Sheet (“PHS”), obtainable at [www.aminvest.com](http://www.aminvest.com), before making an investment decision. The Information Memorandum(s) and PHS have been lodged with the Securities Commission Malaysia, who takes no responsibility for its contents. The Securities Commission Malaysia has not reviewed this advertisement material. Investors may wish to seek advice from a professional advisor before making an investment. The Fund's units will only be issued upon receipt of the complete application form accompanying the Information Memorandum(s). Past performance of the Fund is not an indication of its future performance. The Fund's unit prices and income distribution payable, if any, may rise or fall. Where a unit split/distribution is declared, investors are advised that following the issue of additional units/distribution, the Net Asset Value (“NAV”) per unit will be reduced from pre-unit split NAV/cum-distribution NAV to post-unit split NAV/ex-distribution NAV. Please be advised that where a unit split is declared, the value of investor's investment in Malaysian Ringgit will remain unchanged after the distribution of the additional units. Investments in the Fund are exposed to risk of passive strategy, risk of not meeting the Fund's investment objective, currency risk, income distribution risk, liquidity risk and counterparty credit risk. Please refer to the Information Memorandum(s) for detailed information on the specific risks of the fund(s). Investors are advised to consider these risks and other general risk elaborated, as well as the fees, charges and expenses involved. This advertisement material may be translated into languages other than English. In the event of any dispute or ambiguity arising out of such translated versions of this advertisement material, the English version shall prevail. AmInvest's Privacy Notice can be accessed via [aminvest.com](http://aminvest.com). Note: Unless stated otherwise, all fees, charges and/or expenses disclosed in this material are exclusive by way of example and not limitation; goods and services tax, value added tax, consumption tax, levies, duties and other taxes as may be imposed by the Government of Malaysia from time to time (collectively known as “Taxes”). If these fees, charges and/or expenses are subject to any Taxes, such Taxes shall be borne and payable by the Unit Holders and/or the Fund (as the case may be) at the prevailing rate, including any increase or decrease to the rate, in addition to the fees, charges and/or expenses stated herein. Privacy Notice: AmFunds Management Berhad [Company Registration: 198601005272 (154432-A)] issued its Privacy Notice as required by Personal Data Protection Act 2010, which details the use and processing of your personal information by AmFunds Management Berhad. The Privacy Notice can be accessed via [www.aminvest.com](http://www.aminvest.com) and is also available at our head office. If you have any queries in relation to the Privacy Notice of AmFunds Management Berhad, please feel free to contact our Customer Service Representative at Tel: +603 2032 2888 OR e-mail: [enquiries@aminvest.com](mailto:enquiries@aminvest.com).