



Fund Factsheet July 2025

US-Canada Income and Growth

Fund Overview

Investment Objective

US-Canada Income and Growth (the "Fund") seeks to provide regular income* and to a lesser extent long term** capital appreciation by investing in the Target Fund, which will be investing in equities securities, debt securities and convertible securities.

The Fund is suitable for sophisticated investors seeking:

- regular income* and to a lesser extent long term** capital appreciation on their investments; and
- an investment portfolio of equities securities, debt securities and convertible securities via the Target Fund.

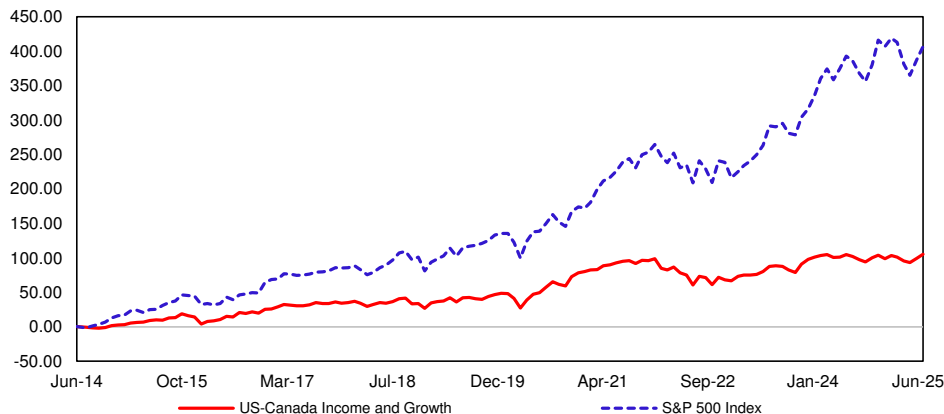
Note: *Income distribution (if any) is paid out on quarterly basis.

**Long term means the investment horizon should at least be five (5) years.

Any material change to the investment objective of the Fund would require Unit Holders' approval.

Fund Performance (as at 30 June 2025)

Cumulative performance over the period (%)



Past performance is not necessarily indicative of future performance. Unit prices and investment returns may go down as well as up.

Note: The S&P 500 Index is only used as a reference for investment performance comparison purpose. The Fund is not managed against the S&P 500 Index. The risk profile of the Fund is not the same as the risk profile of the S&P 500 Index.

Source: AmFunds Management Berhad

Performance Table (as at 30 June 2025)

Cumulative Return (%)	YTD	1 Month	6 Months	1 Year	3 Years	5 Years
Fund	3.27	2.93	3.27	0.31	27.26	36.44
*Benchmark	-0.04	3.97	-0.04	2.79	63.96	112.14
Annualised Return (%)	3 Years	5 Years	10 Years	Since Inception		
Fund	8.36	6.41	6.37	6.71		
*Benchmark	17.90	16.22	14.97	15.84		
Calendar Year Return (%)	2024	2023	2022	2021	2020	
Fund	0.46	17.88	-16.04	11.54	19.98	
*Benchmark	21.83	31.60	-13.25	33.10	16.37	

*S&P 500 Index

Source Benchmark: *AmFunds Management Berhad

Source Fund Return : Novagni Analytics and Advisory Sdn. Bhd.

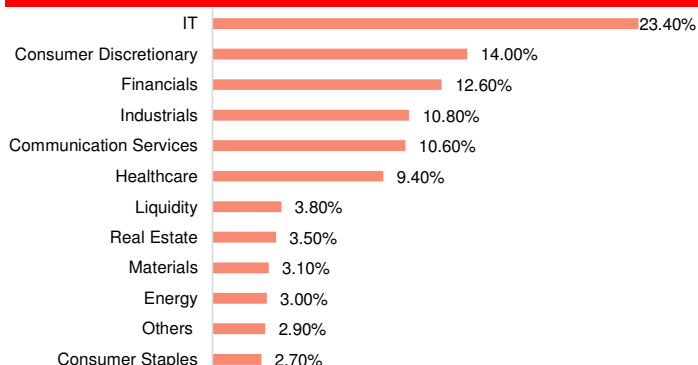
Past performance is not necessarily indicative of future performance. The performance is calculated based on NAV-to-NAV using Time Weighted Rate of Return ("TWRR") method.

Asset Allocation (as at 30 June 2025)



Source: AmFunds Management Berhad

Target Fund's Sector Allocation* (as at 30 June 2025)



Source: Allianz Global Investors

*As percentage of NAV. Please note that asset exposure for the Target Fund is subject to frequent change on a daily basis.

Fund Facts

Fund Category / Type

Wholesale (Feeder Fund) / Income and Growth

Base Currency

MYR

Investment Manager

AmFunds Management Berhad

Launch Date

17 June 2014

Initial Offer Price

MYR 1.0000

Minimum Initial Investment

MYR 1,000

Minimum Additional Investment

MYR 500

Annual Management Fee

Up to 1.80% p.a. of the NAV of the Fund

Annual Trustee Fee

Up to 0.08% p.a. of the NAV of the Fund, subject to a minimum fee of RM10,000 p.a.

Entry Charge

Up to 5.00% of NAV per unit of the Class

Exit Fee

Nil

Redemption Payment Period

By the 10th day of receipt of the redemption request.

Income Distribution

Subject to availability of income, distribution will be paid on a quarterly basis.

*Data as at (as at 30 June 2025)

NAV Per Unit* MYR 1.0691

Fund Size* MYR 33.42 million

Unit in Circulation* 31.26 million

1- Year NAV High* MYR 1.0973 (11 Jul 2024)

1- Year NAV Low* MYR 0.9721 (07 Apr 2025)

Source: AmFunds Management Berhad

The above fees and charges may be subject to any applicable taxes and/or duties (imposed by the Government of Malaysia which are payable by the unit holder(s) and/or the Fund (as the case may be) at the prevailing rate.

Income Distribution History

Year	Total Payout per unit (Sen)	Yield (%)
2025	0.53	0.51
2024	2.79	2.61
2023	1.92	2.00
2022	3.00	2.79
2021	5.50	5.22

Source: AmFunds Management Berhad

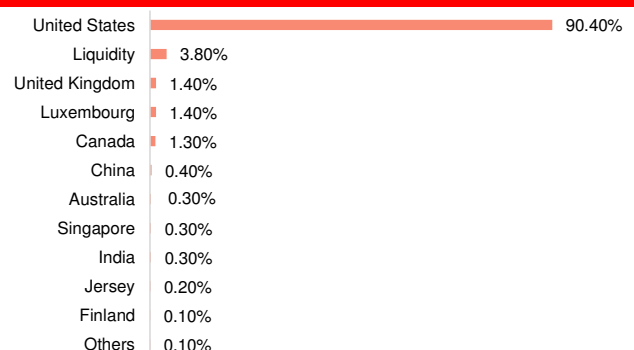
Historical income distribution is not indicative of future income distribution payout. The income could be in the form of units or cash. Unit prices and income distribution, if any, may rise or fall. Where an income distribution is declared, investors are advised that following the distribution the net asset value per unit will be reduced from cum-distribution NAV to ex-distribution NAV.

Target Fund's Top 5 Holdings (as at 30 June 2025)

NVIDIA Corp	3.00%
Microsoft Corp	2.60%
Amazon.Com Inc	1.80%
Apple Inc	1.50%
Meta Platforms Inc-Class A	1.30%

Source: Allianz Global Investors

Target Fund's Country Allocation* (as at 30 June 2025)



Source: Allianz Global Investors

Despite a strong recovery in risk assets, the macroeconomic outlook remains clouded given uncertainty around trade, monetary policy, government spending and geopolitics. On the other hand, economic data has been resilient, trade tensions while elevated have stabilised, earnings tailwinds have begun to emerge, Fed commentary has been less hawkish, capital market activity has been healthy, interest rates have fallen and energy prices have declined.

The US economy should expand in 2025, even with tariffs potentially hampering growth. Trade policy clarity could begin to improve and as the range of outcomes narrow, uncertainty should lessen, and spending, investment, hiring, and mergers and acquisitions (M&A) activity can resume. Further out, fiscal stimulus, deregulation measures, capex tailwinds, productivity gains, and a reindustrialisation movement are potential growth drivers.

A resumption of monetary policy easing – currently, the market is pricing in two 25-bps interest rate cuts in 2025 – would closer align the Fed with accommodation by central banks overseas. Early signs of labour market softening or minimal tariff price pass-through could pull forward rate cuts, while steady employment or higher inflation could cause the Fed to move later.

US large-cap equities have recovered this year's losses as odds of a recession and global shock receded and Q1 earnings results came in better than expected. Market tailwinds include subdued investor sentiment and positioning, dollar weakness, lower oil prices, and a decline in interest rates, among other potential catalysts. The impact of tariffs remains a headwind, and valuations will continue to be debated. Ultimately, any change on the margin around expectations for corporate earnings, management outlooks and the economy will determine the direction of the stock market over the remainder of the year.

US convertible securities have an attractive asymmetric return profile, providing upside participation potential when stock prices rise and downside mitigation when stock prices fall. The asset class may outperform the broad equity market if volatility continues. USD 75-80 billion# of new issuance is now expected in 2025 due to coupon savings demand and elevated refinancing needs. Aside from diversification benefits, new issuance expands the opportunity set of investments with attractive terms and the desired risk/reward characteristics.

The US high yield market, yielding more than 7%, could deliver a coupon-like return in 2025. As a result, the asset class continues to offer equity-like returns but with less volatility. The market's attractive total return potential is a function of its discount to face value and higher coupon, which also serves to cushion downside volatility. Credit fundamentals are stable, near-term refinancing obligations remain low, and management teams continue to exercise balance sheet discipline. In this environment, new issuance is expected to remain steady, and the default rate should stay below the historical average of 3-4%.

A covered call options strategy can be utilised to generate premium income. In periods of elevated or rising equity volatility, premiums collected may translate into more attractive annualised yields. Collectively, these three asset classes can provide a steady source of income and a compelling "participate and protect" return profile.

The Target Fund is a client solution designed to provide high monthly income, the potential for capital appreciation, and less volatility than an equity-only fund.

Source: Allianz Global Investors

Disclaimer

The S&P 500 Index is a product of S&P Dow Jones Indices LLC ("SPDJI"), and has been licensed for use by AmFunds Management Berhad. S&P® is a registered trademark of S&P Global ("S&P"); Dow Jones® is a registered trademark of Dow Jones Trademark Holdings LLC ("Dow Jones"); US-Canada Income and Growth is not sponsored, endorsed, sold or promoted by SPDJI, Dow Jones, S&P, their respective affiliates and none of such parties make any representation regarding the advisability of investing in such product(s) nor do they have any liability for any errors, omissions, or interruptions of the S&P 500 Index.

This advertisement material is prepared for information purposes only and may not be published, circulated, reproduced or distributed in whole or part, whether directly or indirectly, to any person without the prior written consent of AmFunds Management Berhad [198601005272 (154432-A)] ("AmInvest"). This advertisement material should not be construed as an offer or solicitation for the purchase or sale of any units in AmInvest's wholesale fund(s). Investors shall be solely responsible for using and relying on any contents in this advertisement material. AmInvest and its employees shall not be held liable to the investors for any damage, direct, indirect or consequential losses (including loss of profit), claims, actions, demands, liabilities suffered by the investors or proceedings and judgments brought or established against the investors, and costs, charges and expenses incurred by the investors or for any investment decision that the investors have made as a result of relying on the content or information in this advertisement material. Investors are advised to read and understand the contents of the Replacement Information Memorandum dated 1 December 2014 for US-Canada Income and Growth, including any supplementary made thereof from time to time ("Information Memorandum(s)") and its Product Highlights Sheet ("PHS"), obtainable at www.aminvest.com, before making an investment decision. The Information Memorandum(s) and PHS have been lodged with the Securities Commission Malaysia, who takes no responsibility for its contents. The Securities Commission Malaysia has not reviewed this advertisement material. Investors may wish to seek advice from a professional advisor before making an investment. The Fund's units will only be issued upon receipt of the complete application form accompanying the Information Memorandum(s). Past performance of the Fund is not an indication of its future performance. The Fund's unit prices and income distribution payable, if any, may rise or fall. Where a unit split/distribution is declared, investors are advised that following the issue of additional units/distribution, the Net Asset Value ("NAV") per unit will be reduced from pre-unit split NAV/cum-distribution NAV to post-unit split NAV/ex-distribution NAV. Please be advised that where a unit split is declared, the value of investor's investment in Malaysian Ringgit will remain unchanged after the distribution of the additional units. Investments in the Fund are exposed to risk of passive strategy, risk of not meeting the Fund's investment objective, currency risk, liquidity risk, regulatory and legal risk, taxation risk and distribution risk. Please refer to the Information Memorandum(s) for detailed information on the specific risks of the fund(s). Investors are advised to consider these risks and other general risk elaborated, as well as the fees, charges and expenses involved. This advertisement material may be translated into languages other than English. In the event of any dispute or ambiguity arising out of such translated versions of this advertisement material, the English version shall prevail. AmInvest's Privacy Notice can be accessed via aminvest.com. Note: Unless stated otherwise, all fees, charges and/or expenses disclosed in this material are exclusive by way of example and not limitation; goods and services tax, value added tax, consumption tax, levies, duties and other taxes as may be imposed by the Government of Malaysia from time to time (collectively known as "Taxes"). If these fees, charges and/or expenses are subject to any Taxes, such Taxes shall be borne and payable by the Unit Holders and/or the Fund (as the case may be) at the prevailing rate, including any increase or decrease to the rate, in addition to the fees, charges and/or expenses stated herein. Privacy Notice: AmFunds Management Berhad [Company Registration: 198601005272 (154432-A)] issued its Privacy Notice as required by Personal Data Protection Act 2010, which details the use and processing of your personal information by AmFunds Management Berhad. The Privacy Notice can be accessed via www.aminvest.com and is also available at our head office. If you have any queries in relation to the Privacy Notice of AmFunds Management Berhad, please feel free to contact our Customer Service Representative at Tel: +603 2032 2888 OR e-mail: enquiries@aminvest.com.