

# US-Canada Income and Growth

## Fund Overview

### Investment Objective

US-Canada Income and Growth (the "Fund") seeks to provide regular income\* and to a lesser extent long term\*\* capital appreciation by investing in the Target Fund, which will be investing in equities securities, debt securities and convertible securities.

### The Fund is suitable for Sophisticated Investors<sup>1</sup> seeking:

- regular income\* and to a lesser extent long term\*\* capital appreciation on their investments; and
- an investment portfolio of equities securities, debt securities and convertible securities via the Target Fund.

Note: \*Income distribution (if any) is paid out on quarterly basis.

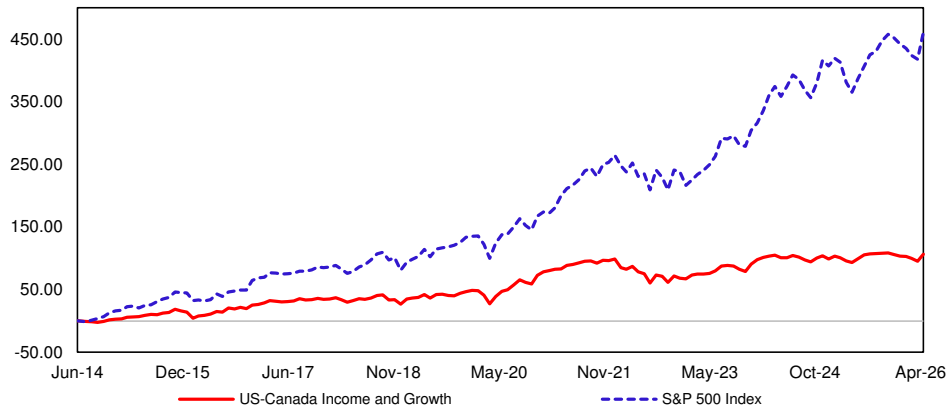
\*\*Long term means the investment horizon should at least be five (5) years.

Any material change to the investment objective of the Fund would require Unit Holders' approval.

This material is not intended for non-sophisticated investors. Please refer to the definition of "Sophisticated Investor" in the Information Memorandum.

## Fund Performance (as at 30 April 2026)

### Cumulative performance over the period (%)



Note: The S&P 500 Index is only used as a reference for investment performance comparison purpose. The Fund is not managed against the S&P 500 Index. The risk profile of the Fund is not the same as the risk profile of the S&P 500 Index.

## Performance Table (as at 30 April 2026)

Cumulative Return (%)	YTD	1 Month	6 Months	1 Year	3 Years	5 Years
Fund	1.41	5.55	-1.06	6.70	17.25	8.76
*Benchmark	3.46	8.36	0.55	20.60	60.44	80.08
Annualised Return (%)	3 Years	5 Years	10 Years	Since Inception		
Fund	5.45	1.69	6.37	6.27		
*Benchmark	17.05	12.48	15.41	15.64		
Calendar Year Return (%)	2025	2024	2023	2022	2021	
Fund	2.35	0.46	17.88	-16.04	11.54	
*Benchmark	6.94	21.83	31.60	-13.25	33.10	

\*S&P 500 Index

Source Benchmark: \*AmFunds Management Berhad

Source Fund Return: Novagni Analytics and Advisory Sdn. Bhd.

The returns presented are net of all relevant fees, charges, and costs associated with the wholesale investment. These may include, but are not limited to, management fees, trustee fees, and other applicable charges. Over time, such fees and charges can materially reduce the overall returns on your investment.

It is important to note that the sales charge is deducted upfront and directly reduces the amount of the initial investment that is allocated to the fund, which in turn can have the effect of lowering returns to investors in the long run. These costs may be deducted from your investment amount, from the returns generated, or directly from the Fund's assets, and are reflected in the unit price (NAV per unit). This includes expenses related to the marketing and distribution of the Fund. Additionally, all fees and charges payable to the Manager and the Trustee are subject to applicable taxes and/or duties, which may vary from time to time as imposed by the government.

Given the impact these costs can have on your investment returns, investors are strongly advised to read and understand the contents of the Fund's information memorandum and consider the cumulative impact of these costs before making any investment decision.

Past performance is not necessarily indicative of future performance and that unit prices and investment returns may go down, as well up.

## Asset Allocation (as at 30 April 2026)



Source: AmFunds Management Berhad

## Fund Facts

### Fund Category / Type

Wholesale (Feeder Fund) / Income and Growth

### Base Currency

MYR

### Investment Manager

AmFunds Management Berhad

### Launch Date

17 June 2014

### Initial Offer Price

MYR 1.0000

### Minimum Initial Investment

MYR 1,000

### Minimum Additional Investment

MYR 500

### Annual Management Fee

Up to 1.80% p.a. of the NAV of the Fund

### Annual Trustee Fee

Up to 0.08% p.a. of the NAV of the Fund, subject to a minimum fee of RM10,000 p.a.

### Entry Charge

Up to 5.00% of NAV per unit of the Class

### Exit Fee

Nil

### Redemption Payment Period

By the 10th day of receipt of the redemption request.

### Income Distribution

Subject to availability of income, distribution will be paid on a quarterly basis.

### \*Data as at (as at 30 April 2026)

NAV Per Unit\* MYR 1.0744

Fund Size\* MYR 18.19 million

Unit in Circulation\* 16.93 million

1- Year NAV High\* MYR 1.0968 (29 Oct 2025)

1- Year NAV Low\* MYR 1.0084 (30 Mar 2026)

Source: AmFunds Management Berhad

The above fees and charges may be subject to any applicable taxes and/or duties (imposed by the Government of Malaysia which are payable by the unit holder(s) and/or the Fund (as the case may be) at the prevailing rate.

## Income Distribution History

Year	Total Payout per unit (Sen)	Yield (%)
2025	0.53	0.51
2024	2.79	2.61
2023	1.92	2.00
2022	3.00	2.79
2021	5.50	5.22

Source: AmFunds Management Berhad

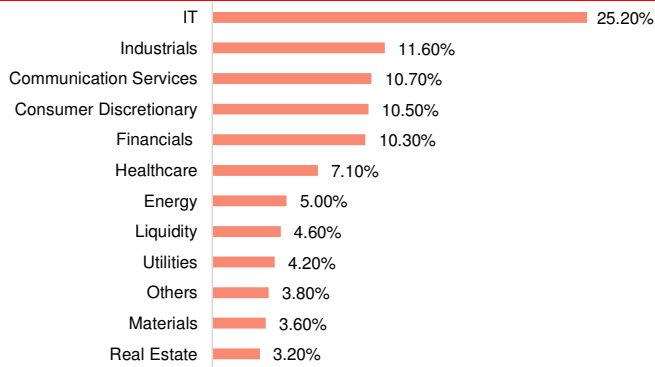
Historical income distribution is not indicative of future income distribution payout. The income could be in the form of units or cash. Unit prices and income distribution, if any, may rise or fall. Where an income distribution is declared, investors are advised that following the distribution the net asset value per unit will be reduced from cum-distribution NAV to ex-distribution NAV.

## Target Fund's Top 5 Holdings (as at 30 April 2026)

NVIDIA Corp	2.80%
Alphabet Inc-CL A	2.50%
Apple Inc	2.20%
Western Digital Corp - 3.0000 11/15/28	1.80%
Amazon.Com Inc	1.60%

Source: Allianz Global Investors

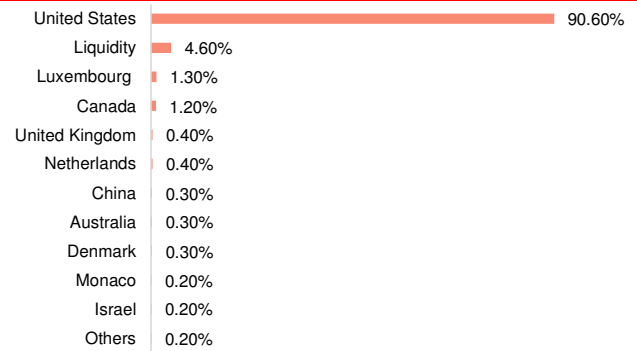
### Target Fund's Sector Allocation\* (as at 30 April 2026)



Source: Allianz Global Investors

\*As percentage of NAV. Please note that asset exposure for the Target Fund is subject to frequent change on a daily basis.

### Target Fund's Country Allocation\* (as at 30 April 2026)



Source: Allianz Global Investors

### Target Fund Manager's Commentary (as at 30 April 2026)

The outlook for 2026 remains unchanged. Conflict headwinds may offset some of the AI proliferation, reindustrialisation, and fiscal and monetary policy tailwinds. On the other hand, Q1 results are surpassing expectations, management outlooks are constructive, earnings estimates continue to trend higher, and multiple datapoints indicate sustained economic growth.

Going forward, corporate investment, consumer spending (helped by tax cuts/refunds), less regulation, energy and defence spending, and credit expansion could support gross domestic product (GDP) growth. Conversely, a prolonged conflict in the Middle East lengthens the recovery period, pushing out eventual stability in commodity markets, supply chains, and geopolitics. The investment team continues to closely monitor the situation including the potential effects of higher energy prices on consumption, margins, sales, inflation, government debt yields, monetary policy, and capex plans.

2026 earnings estimates are trending higher driven by better-than-expected results, AI spend, earnings breadth expansion, productivity gains, durable margins, cost controls, and energy sector strength. Earnings breadth expansion could lead to a sustained broadening out of market leadership. Headwinds include risks cited above and rising operating expenses, among others, with the view that shifts in the use of free cash flow have trade-offs.

Return expectations for 2026 also remain unchanged. Convertible securities could outperform equities again and high yield bonds could deliver another year of coupon-like returns. Given their defensive characteristics, convertible securities and high yield bonds can mitigate market volatility better than equities, which historically average a mid-teens intra-year decline even in annual periods of positive returns.

US convertible securities have an attractive asymmetric return profile, providing upside participation potential when stock prices rise and downside mitigation when stock prices fall. The asset class is on pace to outperform the broad equity market again in 2026, helped by solid earnings growth, expanding market breadth, stable credit spreads, and robust new issuance. After a record year of new issuance in 2025, primary market activity likely slows in 2026 but remains elevated around USD 75-80 billion. Aside from diversification benefits, new issuance expands the opportunity set of investments with attractive terms and the desired risk/reward characteristics.

The US high yield market, yielding more than 7%, offers equity-like returns but with less volatility. The asset class is expected to deliver another year of coupon-like returns in 2026. The market's attractive total return potential is a function of its discount to face value and higher coupon, which also serves to cushion downside volatility. Credit fundamentals are stable, near-term refinancing obligations remain low, and management teams continue to exercise balance sheet discipline. Additionally, the market's credit quality composition has improved. In this environment, new issuance is expected to remain steady, spreads can stay tight, and the default rate should continue to reside below the historical average.

A covered call options strategy can be utilised to generate premium income. In periods of elevated or rising equity volatility, premiums collected may translate into more attractive annualised yields.

Collectively, these three asset classes can provide a steady source of income and a compelling "participate and protect" return profile.

The Target Fund is a client solution designed to provide high monthly income, the potential for capital appreciation, and less volatility than an equity-only fund.

Source: Allianz Global Investors

## Disclaimer

The S&P 500 Index is a product of S&P Dow Jones Indices LLC ("SPDJI"), and has been licensed for use by AmFunds Management Berhad. S&P® is a registered trademark of S&P Global ("S&P"); Dow Jones® is a registered trademark of Dow Jones Trademark Holdings LLC ("Dow Jones"); US-Canada Income and Growth is not sponsored, endorsed, sold or promoted by SPDJI, Dow Jones, S&P, their respective affiliates and none of such parties make any representation regarding the advisability of investing in such product(s) nor do they have any liability for any errors, omissions, or interruptions of the S&P 500 Index.

This advertisement material is prepared for information purposes only and may not be published, circulated, reproduced or distributed in whole or part, whether directly or indirectly, to any person without the prior written consent of AmFunds Management Berhad [198601005272 (154432-A)] ("AmInvest"). This advertisement material should not be construed as an offer or solicitation for the purchase or sale of any units in AmInvest's wholesale fund(s). Investors shall be solely responsible for using and relying on any contents in this advertisement material. AmInvest and its employees shall not be held liable to the investors for any damage, direct, indirect or consequential losses (including loss of profit), claims, actions, demands, liabilities suffered by the investors or proceedings and judgments brought or established against the investors, and costs, charges and expenses incurred by the investors or for any investment decision that the investors have made as a result of relying on the content or information in this advertisement material. Investors are advised to read and understand the contents of the Replacement Information Memorandum dated 1 December 2014 for US-Canada Income and Growth, including any supplementary made thereof from time to time ("Information Memorandum(s)") and its Product Highlights Sheet ("PHS"), obtainable at [www.aminvest.com](http://www.aminvest.com), before making an investment decision. The Information Memorandum(s) and PHS have been lodged with the Securities Commission Malaysia, who takes no responsibility for its contents. The Securities Commission Malaysia has not reviewed this advertisement material. Investors may wish to seek advice from a professional advisor before making an investment. The Fund's units will only be issued upon receipt of the complete application form accompanying the Information Memorandum(s). Past performance of the Fund is not an indication of its future performance. The Fund's unit prices and income distribution payable, if any, may rise or fall. Where a unit split/distribution is declared, investors are advised that following the issue of additional units/distribution, the Net Asset Value ("NAV") per unit will be reduced from pre-unit split NAV/cum-distribution NAV to post-unit split NAV/ex-distribution NAV. Please be advised that where a unit split is declared, the value of investor's investment in Malaysian Ringgit will remain unchanged after the distribution of the additional units. Investments in the Fund are exposed to risk of passive strategy, risk of not meeting the Fund's investment objective, currency risk, liquidity risk, regulatory and legal risk, taxation risk and distribution risk. Please refer to the Information Memorandum(s) for detailed information on the specific risks of the fund(s). Investors are advised to consider these risks and other general risk elaborated, as well as the fees, charges and expenses involved. This advertisement material may be translated into languages other than English. In the event of any dispute or ambiguity arising out of such translated versions of this advertisement material, the English version shall prevail. AmInvest's Privacy Notice can be accessed via [aminvest.com](http://aminvest.com). Note: Unless stated otherwise, all fees, charges and/or expenses disclosed in this material are exclusive by way of example and not limitation; goods and services tax, value added tax, consumption tax, levies, duties and other taxes as may be imposed by the Government of Malaysia from time to time (collectively known as "Taxes"). If these fees, charges and/or expenses are subject to any Taxes, such Taxes shall be borne and payable by the Unit Holders and/or the Fund (as the case may be) at the prevailing rate, including any increase or decrease to the rate, in addition to the fees, charges and/or expenses stated herein. Privacy Notice: AmFunds Management Berhad [Company Registration: 198601005272 (154432-A)] issued its Privacy Notice as required by Personal Data Protection Act 2010, which details the use and processing of your personal information by AmFunds Management Berhad. The Privacy Notice can be accessed via [www.aminvest.com](http://www.aminvest.com) and is also available at our head office. If you have any queries in relation to the Privacy Notice of AmFunds Management Berhad, please feel free to contact our Customer Service Representative at Tel: +603 2032 2888 OR e-mail: [enquiries@aminvest.com](mailto:enquiries@aminvest.com).